

RESIDENTIAL FILTRATION



156	FILTER FEATURES AND SELECTION	170	HIGH-PERFORMANCE LAMINATED SAND FILTERS
		170	Norma filter
158	DIATOMACEOUS FILTERS	171	Delta 1200 & Delta 1000 filters
158	Clarity filter	174	Artic Plus & Artic filters
158	Diatomaceous earth	176	Aster high performance filters
159	NANOFIBER FILTER	177	BOBBIN-WOUND SAND FILTERS
		177	Berlin filter
160	CARTRIDGE FILTERS	178	MONOBLOCKS
160	Viron cartridge filter	178	Galactic
161	PRE-FILTERS	179	SkyPool
161	Hydrospin & Hydrospin Compact	180	COMPACTS WITH INTERIOR INSTALLATION
162	OC-1 FILTERS	180	Ramses in-ground compact
162	Aster OC-1 filter	181	Ramses Up above ground compact
163	INJECTION MOULDED SAND FILTERS	181	COMPACTS WITHOUT INTERIOR INSTALLATION
163	Cantabric filter	182	MULTIPORT VALVES
164	BLOW-MOULDED SAND FILTERS	189	FILTRATION MEDIA AND ACCESSORIES
164	Millennium filter		
165	LAMINATED SAND FILTERS		
165	Atlas filter		
166	Europe Pro - Pro Long filters		
167	RapidPool filter		
168	Aster filter		
169	Vesubio filter		



192	FILTRATION RANGE
193	Cartridge filter - CS
195	Sand filter - MS
197	Filtering media - Crystal Clear



ALBA
INTERNATIONAL (PVT) LTD.
Your Trustworthy Partner
www.alba.com.mv

FILTER SELECTION GUIDE

HOW DO YOU SELECT THE FILTER THAT YOU NEED?

A key factor in cleaning pool water is its passage through the filter. This process works in a fully closed circuit. The quality and type of filter are therefore two decisive aspects so that when the water circulates through the system it comes out completely clear.

A filter should be selected based on the following criteria:

1. Type of filter medium. This is a basic decision for setting the level of water clarity, characteristics of use and maintenance.

2. Tank manufacture technology.

This directly affects its resistance, durability and quality of finish.

3. Flow rate (m³/h). Set according to the volume and recirculation time of each pool. Ensure that this matches the recommended flow rate when selecting the pump.

4. Features and added extras.

Remember to always check the space available in your facility to both access and run the filter once selected.



Aster Filter

THERE ARE 3 MAIN TYPES OF FILTER

DIATOMACEOUS EARTH FILTERS

Filtration method that delivers maximum filtration fineness. However, this system requires more time for maintenance.

- Excellent filtration quality
- Compact solution
- Expert installation and maintenance

CARTRIDGE FILTERS

One or more cartridges are used to deliver a high level of filtration fineness. This is also the ideal solution when there are restrictions on space, water consumption and water for filter backwashing.

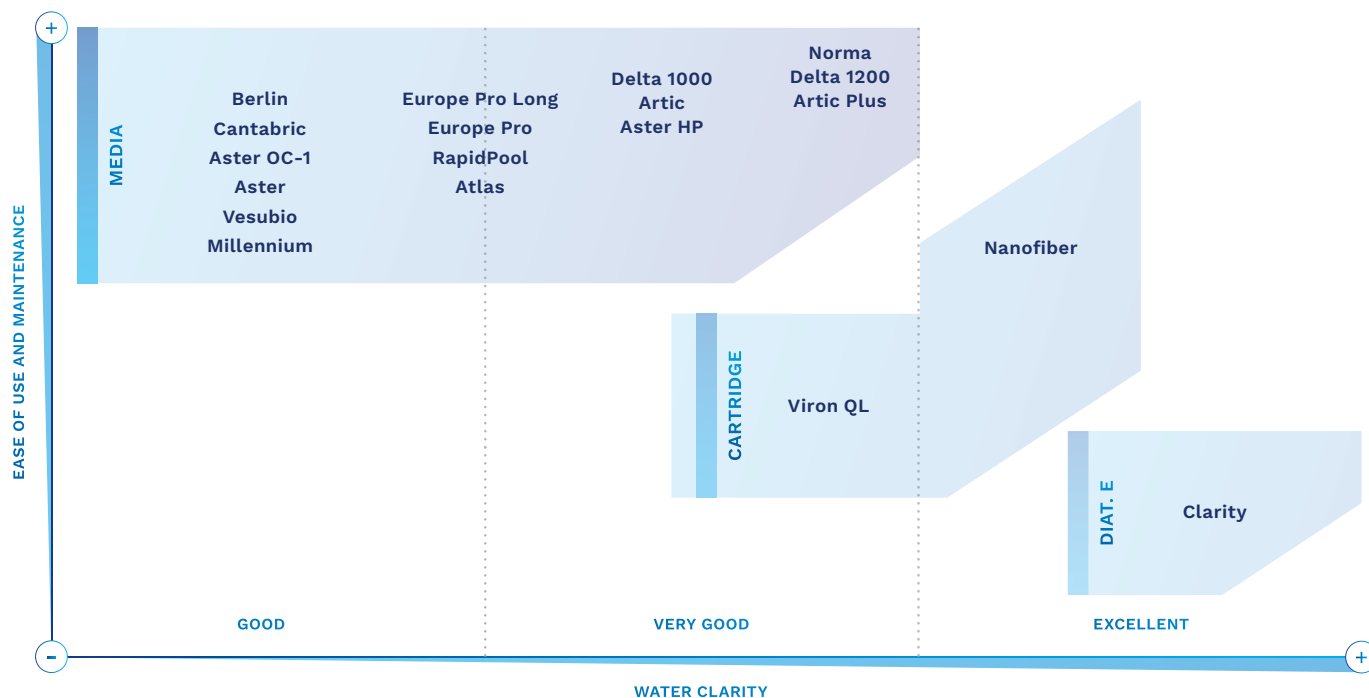
- Very good filtration quality
- Low water consumption
- Compact solution

MEDIA FILTERS

Commonly called **sand filters**, as this is the most widely used filter medium in this type of filter. Other media can be used, such as glass and anthracite, which optimize their performance.

To obtain maximum filtration quality and performance, use filters with the highest filter bed, several layers of filter media and a low filtration speed.

- Robust technology with a great capacity for recovering unkempt water
- Easy to use and maintain
- Value for money



FILTER FEATURES AND SELECTION

FILTER		TANK		PRODUCT FEATURES						
		Material and technology	Rob. & durab.*	Flow m³/h	Diameter	Filtration quality	Connections	Warranty (t/c)**	Other	
DIAT. E CARTRIDGE		Clarity	Polyester + FG Laminated	5	11-27	610	5	1½"-2" Lateral	2/2	Excellent filtration quality. Durability and reliability of body and components.
		Nanofiber	Injection-molded thermoplastic	3	10-18	402	5	2" Lateral	5/2	Single nanofiber cartridge filter and excellent filtration quality. Manual and automatic backwash using the multiport valve.
		Iron QL	Injection-molded thermoplastic	3	< 30	690	4	D50	5/2	Multi-cartridge filter. Long period between each cleaning of cartridges.
BED OF MEDIA		Cantabric	Injection-molded thermoplastic	4	6-30	400-900	2	1½"-2½" Lateral/ Top	10/2	A flagship in filtration for residential pools. High quality and design for good performance over time.
		Berlin	Polyester + FG Bobbin-wound	6	9-56	500-1,200	2	1½"-D90 Lateral	2/2	Extraordinary reliability and durability due to its dual-layer body. Large cover in diameter to facilitate access.
		Norma	Polyester + FG Laminated	5	10-34	650-1,200	4	D75-D140 Lateral	2/2	High performance in residential pools. Filter bed height of 1.2 m. Wide range of added extras and accessories.
		Delta 1200	Polyester + FG Laminated	5	13-45	650-1,200	4	1½"-D90 Lateral	2/2	High performance in residential pools. Filter bed height of 1.2 m. Wide range of added extras and accessories.
		Artic Plus	Polyester + FG Laminated	5	16-56	650-1,200	4	1½"-4" Lateral	2/2	High performance in residential pools. Filter bed height of 1.2 m. Wide range of added extras and accessories.
		Delta 1000	Polyester + FG Laminated	5	8-45	500-1,200	4	1½"-D90 Lateral	2/2	High performance in residential pools. Filter bed height of 1.0m. Wide range of added extras and accessories.
		Artic	Polyester + FG Laminated	5	9-56	500-1,200	4	1½"-4" Lateral	2/2	High performance in residential pools. Filter bed height of 1.0m. Wide range of added extras and accessories.
		Aster HP	Polyester + FG Laminated	5	9-31	500-900	4	1½"-2½" Lateral	2/2	Filter bed height of 0.8 m in all models with collector arms. Filter bed height of 0.6m in all models with nozzle plates.
		Atlas	Polyester + FG Laminated	6	9-30	500-900	3	1½"-2½" Lateral	10/2	Top quality and features in its category. Filter designed for the most exacting professionals.
		Europe Pro Long	Polyester + FG Laminated	5	9-30	500-900	3	1½"-2½" Lateral	2/2	Easy to access thanks to its large cover in diameter. Transparent or polyester cover as options.
		Europe Pro	Polyester + FG Laminated	5	9-30	500-900	3	1½"-2½" Lateral	2/2	Easy to access thanks to its large cover in diameter. Transparent or polyester cover as options.
		RapidPool	Polyester + FG Laminated	5	6-24	400-800	5	1½"-2" Lateral	2/2	Rapid access cover. No need for tools to access inside.
		Aster	Polyester + FG Laminated	5	5-31	350-900	2	1½"-2½" Lateral/ Top	2/2	A classic in AstralPool's filtration with the widest range of choices. Robustness, user friendliness and reliability all in one.
		Aster OC-1	Polyester + FG Laminated	5	8-32	450-900	2	1½"-2½" Lateral	2/2	Filter specially designed for the cutting-edge medium, OC-1. Saves energy, water and time spent on maintenance.
		Vesubio	Polyester + FG Laminated	5	8-32	450-900	2	1½"-2½" Lateral/ Top	2/2	Excellent value for money in its category. A laminated filter suitable for any size of pool.
		Millennium	Blow-molded thermoplastic	2	6-17	380-660	2	1½" Lateral/ Top	2/2	Magnificent finish and resistance in the category of blow-molded filters. Cover all your filtration requirements with the Millennium monobloc.

- All media filters in this table can work equally with sand or glass, except for the Aster OC-1 range.
- Performance based on internal tests and comparisons.

* Robustness and durability

** Warranty for tank / components


 Complies with Standard
EN 16713-01

DIATOMACEOUS FILTERS

Clarity filter

ASTRALPOOL

DESCRIPTION

Made in polyester and fibreglass. Supplied with pressure gauge, air vent and side mounted multiport valve.
Filtration velocity 4.9 m³/h/m².

	Code	Standard Pack	Standard weight in kg	Standard volume in m ³
Filters Ø 600 mm				
11000 l/h Outlet 1½" Model DE-24	11619	1	34.0	0.410
16400 l/h Outlet 1½" Model DE-36	11620	1	39.0	0.460
21800 l/h Outlet 2" Model DE-48	11621	1	44.0	0.550
27300 l/h Outlet 2" Model DE-60	11622	1	48.0	0.610



Multiport valve for Clarity filter

ASTRALPOOL

DESCRIPTION

This valve is valid only for the diatomaceous earth filter "Clarity".

	Code	Standard Pack	Standard weight in kg	Standard volume in m ³
Multiport valve with filter connections (config. 2)				
For D.E. filter 1½"	15385	6	15.5	0.079
For D.E. filter 2"	15389	6	22.7	0.158



Diatomaceous earth

ASTRALPOOL

DESCRIPTION

	Code	Standard Pack	Standard weight in kg	Standard volume in m ³
Celatom FW-60. 20 Kgs bag	03247	1	20	0.60
Celite 545. 23 Kgs bag	03246	1	23	0.60

Nanofiber filter

DESCRIPTION

Filter for residential pools up to 90m³ characterised by its high-quality filtration: 5-8 microns, self-cleaning function, small size. The NanoFiber filter uses an innovative material that delivers better quality filtration due to its network of nanofibers.

- Easy to use
- Reliable
- Lower water consumption
- Higher water filtration quality
- Compact
- Easy to clean
- Dirt slow to build up without limescale
- Compatible with current filter systems on the market
- Replacement filtration media



Complies with Standard
EN 16713-01



Auto versions can be connected to a 07444 manual valve, or a 70769 automatic valve

	Code	Standard Pack	Standard weight in kg	Standard volume in m ³
NanoFiber Auto 150 filter (10 m ³ /h)	67355-0100	1	10.68	0.116
NanoFiber Auto 180 filter (14 m ³ /h)	67356-0100	1	10.68	0.116
NanoFiber Auto 200 filter (18 m ³ /h)	67357-0100	1	10.68	0.116
Auto adaptor kit	67509	1	3.68	0.027
NanoFiber 150 filter (10 m ³ /h)	64837-0100	1	9.68	0.093
NanoFiber 180 filter (14 m ³ /h)	64838-0100	1	9.68	0.093
NanoFiber 200 filter (18 m ³ /h)	64839-0100	1	9.68	0.093
Replacement filtration media				
For Nanofiber 150	65383	1	1.58	0.022
For Nanofiber 180	65384	1	1.58	0.022
For Nanofiber 200	65385	1	1.58	0.022

TECHNICAL FEATURES

Model	Filtration surface area (m ²)	Flow rate (m ³ /h)	Max. pool volume (m ³)
NanoFiber 150	4,5	10	70
NanoFiber 180	5,2	14	80
NanoFiber 200	6,0	18	90

Handles
Easier to open and transport

Flow rate range
From 10 to 18 m³/h

Maximum temperature
40°C

Connections
2"

Pressure gauge
Max. pressure 2.5 bar

Tinted plastic
easy to check the level of dirt in the water

Filtration quality
Up to 5-8 microns (μ)

Functions:
Filtration and backwashing

Viron cartridge filter



Complies with Standard
EN 16713-01

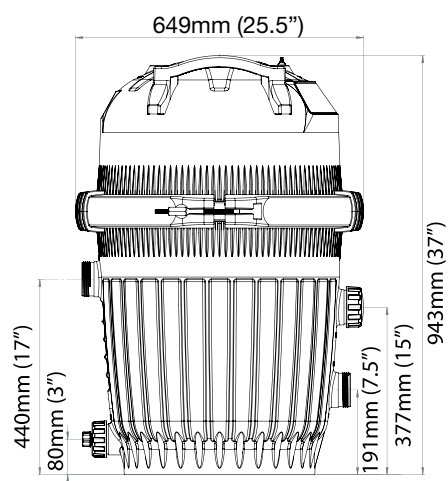
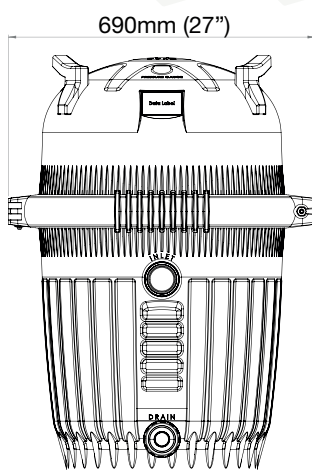
DESCRIPTION

- Manufactured in injection-moulded plastic and suitable for high-pressure applications.
- Easy-access closing system, filtration surfaces of 39m² or 50m² enabling prolonged intervals between each cleaning operation or cartridge replacement.
- Includes water purge, oil pressure gauge and connection accessories.
- 5-year guarantee on the tank.
- Complies with filtration requirements as per standard EN 16713-1.

	Code	Standard Pack	Standard weight in kg	Standard volume in m ³
Viron QL 420 cartridge filter	76340	1	48	0.252
Viron QL 540 cartridge filter	76341	1	50	0.355
Filter element -105 SQM. Replacement for 76340 (QL 420). 4un	74544	-	-	-
Filter element -135 SQM. Replacement for 76341 (QL 540). 4un	74545	-	-	-

TECHNICAL FEATURES

Model	Filtration area	Maximum flow rate	Weight	Height
Viron QL 420	39 m ²	500 lpm	35 kg	943 mm
Viron QL 540	50 m ²	500 lpm	40 kg	943 mm



Hydrospin & Hydrospin Compact

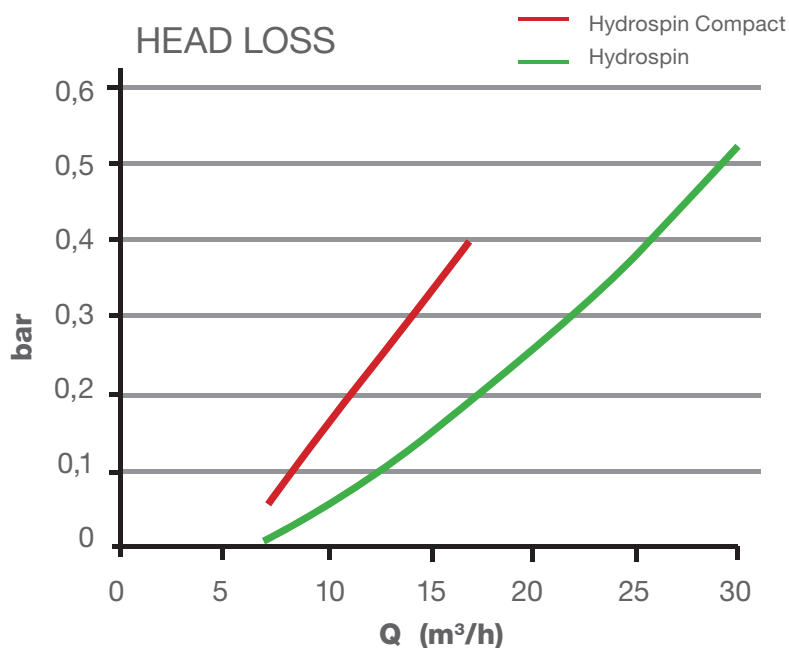
DESCRIPTION

- Hydrocyclone pre-filters can be fitted to filtration systems in both new and old installations.
- Hydrospin is able to treat flows up to 30 m³/h with a maximum working pressure of 2.5 bars.
- It is fitted between the pump and the filter and separates out solids of up to 40 micra.
- Saves water reducing by half the amount of water consumed for cleaning the filtration system.
- Easy to use, it can be cleaned using just five liters of water without having to stop the pump.

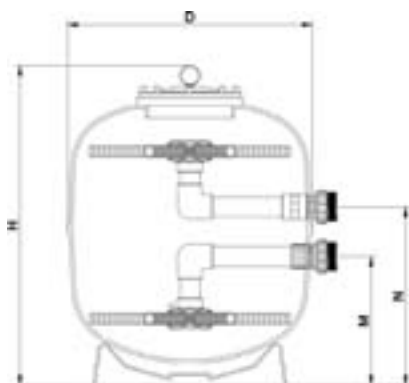
	Code	Standard Pack	Standard weight in kg	Standard volume in m ³
Hydrospin	45289	1	7.8	0.088
Hydrospin Compact	53743	1	4.0	0.033
Kit for wall installation, for 45289	47158	4	4.2	0.117

TECHNICAL FEATURES

	45289	53743
Working pressure (bar)	2,5	2,5
Connections	Ø 63	Ø 50 thread 2¼"
Purge connection	1"	¾"
Min. flow rate (m ³ /h)	5	3
Max. flow rate (m ³ /h)	30	16.5
Water for cleaning (l)	5	15
Separate solids (micron)	40	60
Floor support	Included	
Wall support	Accessory 47158	Included



Aster OC-1 filter


 Complies with Standard
EN 16713-01


DESCRIPTION

White laminated polyester and fibreglass filter. Internal parts with special sides for OC-1 media. Filter for side selector valve. ¼" air and water purge. Transparent lid with screws. Maximum temperature: 50°C Maximum pressure 2.5 bar. Maximum filtration speed 50m³/h/m². Filter for OC-1 filtration media. Not compatible with sand, glass or other filter loads.

	Code	Standard Pack	Standard weight in kg	Standard volume in m³
With multiport side valve				
OC-1 Aster filter 450	68642	1	21	0.23
OC-1 Aster filter 500	68643	1	23	0.28
OC-1 Aster filter 600	68644	1	28	0.39
OC-1 Aster filter 650	68645	1	29	0.45
OC-1 Aster filter 750	68646	1	37	0.62
OC-1 Aster filter 900-2"	68647	1	55	1.27
Without multiport valve				
OC-1 Aster filter 900-2½"	68648	1	55	1.27

TECHNICAL FEATURES

	68642	68643	68644	68645	68646	68647	68648
Ø D (mm)	450	500	600	650	750	900	900
H (mm)	845	855	900	955	1035	1100	1100
M (mm)	305	290	330	370	325	365	390
N (mm)	430	415	455	495	555	635	660
Connections	1½"	1½"	1½"	1½"	2"	2"	2½"
Flow (m³/h) at 50 m³/h/m²	8	10	14	17	22	32	32
Maximum pressure (kg/cm²)	2.5	2.5	2.5	2.5	2.5	2.5	2.5
Pool volume (m³)	64	72	112	120	168	240	240
Filtration surface (m²)	0.159	0.196	0.283	0.332	0.442	0.636	0.636
OC-1 volume (L)	44	59	78	125	181	313	313
OC-1 (kg)	9	12	16	25	36	63	63
Net weight (kg)	18	20	25	26	33	50	50

OC-1

THE FUTURE OF SWIMMING POOL FILTRATION

SAVE TIME

Reduce your cleaning frequency to one third of traditional media.

SAVE WATER

Unique filtration method reduces water consumption by up to 70%.

WATER QUALITY

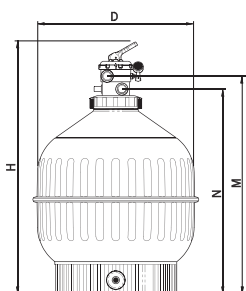
Consistent filtration and water quality because of stable flow.

SAVE POWER

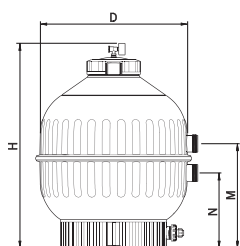
Great reduction in filter's head loss makes it possible to use smaller pumps or reduce power.

Tested by

Optional:
Standard American sizes



Complies with Standard
EN 16713-01



- Injection-moulded filter in technical plastics.
- Ivory. Thermal-welded joining of top and bottom filter parts.
- Fitted with a pressure gauge and manual water and air purge valves.
- Selector valve included.
- Maximum filtration speed (50 m³/h/m²).
- Maximum working pressure: 2.5 kg/cm².
- Sand and glass compatible (see page 189).
- Complies with filtration requirements as per standard EN 16713-1.

Cantabric top filter

ASTRALPOOL

DESCRIPTION

Top mounted multiport valve. Threaded filter locking ring in ABS.

	Code	Standard Pack	Standard weight in kg	Standard volume in m ³
6000 l/h Ø 400 mm outlet 1½"	22399	1	10.7	0.23
9000 l/h Ø 500 mm outlet 1½"	15780	1	17.5	0.37
14000 l/h Ø 600 mm outlet 1½"	15781	1	19.9	0.49
21000 l/h Ø 750 mm outlet 1½"	20128	1	30.4	0.83
21000 l/h Ø 750 mm outlet 2"	23866	1	32.1	0.83

Side mounted Cantabric filter

ASTRALPOOL

DESCRIPTION

Clear lid & threaded locking ring in ABS, supplied with side mounted multiport valve.

	Code	Standard Pack	Standard weight in kg	Standard volume in m ³
With multiport side valve				
6,000 l/h Ø 400 mm outlet 1½"	22398	1	9.0	0.15
9,000 l/h Ø 500 mm outlet 1½"	15782	1	15.8	0.29
14,000 l/h Ø 600 mm outlet 1½"	15783	1	17.8	0.40
21,000 l/h Ø 750 mm outlet 2"	15784	1	29.0	0.67
Without multiport valve				
30,000 l/h Ø 900 mm outlet 2½"	22402	1	49.0	1.30

TECHNICAL FEATURES

	Top mounted					Side mounted				
	22399	15780	15781	20128	23866	22398	15782	15783	15784	22402
Ø D (mm)	400	500	600	750	750	400	500	600	750	900
H (mm)	894	1009	1069	1239	1250	715	800	875	1045	1215
M (mm)	744	829	894	1064	1098	380	415	445	575	675
N (mm)	680	765	830	1000	1023	255	290	320	345	405
Connections	1½"	1½"	1½"	1½"	2"	1½"	1½"	1½"	2"	2½"
Flow rate (m ³ /h)	6	9	14	21	21	6	9	14	21	30
Approx. pool volume (m ³) (8 hours)*	48	72	112	168	168	48	72	112	168	240
Sand load (kg)	60	100	150	300	300	60	100	150	300	550
Grade 1 glass load (57011) (kg)	50	88	100	200	200	50	88	100	200	375
Grade 3 glass load (57013) (kg)	0	0	25	50	50	0	0	25	50	100
Net weight (kg)	8	14	15	23	25	7	12	14	24	34
Package volume (m ³)	0.2	0.37	0.49	0.83	0.83	0.15	0.29	0.4	0.67	1.3

Fitted with sand dump port of Ø 2" in Ø 750 mm & Ø 900 mm models, and of 1½" in Ø 400, Ø 500 & Ø 600 mm models.

* 8 hours turnover rate.


 Complies with Standard
EN 16713-01

 Optional:
Standard American sizes

 Complies with Standard
EN 16713-01

- Blow-moulded in a single seamless piece of plastic.
- Fitted with a pressure gauge and integrated air purge and manual water drain.
- Selector valve included.
- Maximum working pressure: 2.5 kg/cm² for filter Ø 380 mm, Ø 430 mm and Ø 480 mm, and 2 kg/cm² for filter Ø 560 mm and Ø 660 mm.
- Sand- and glass-compatible (see page 189).
- Complies with filtration requirements as per standard EN 16713-1.

Millennium filters with Top mounted valve

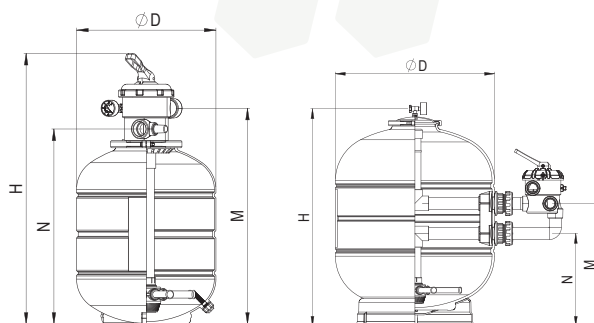


	Code	Standard Pack	Standard weight in kg	Standard volume in m ³
Ø 380 mm - 5500 l/h outlet 1½"	33814	1	12.0	0.17
Ø 430 mm - 7000 l/h outlet 1½"	33815	1	14.0	0.17
Ø 480 mm - 9000 l/h outlet 1½"	33816	1	16.0	0.24
Ø 560 mm - 12000 l/h outlet 1½"	33817	1	17.0	0.35
Ø 660 mm - 17000 l/h outlet 1½"	33818	1	24.5	0.52

Millennium filters with side mounted valve



	Code	Standard Pack	Standard weight in kg	Standard volume in m ³
Ø 380 mm - 5500 l/h outlet 1½"	35321	1	10.5	0.13
Ø 430 mm - 7000 l/h outlet 1½"	22497	1	13.0	0.13
Ø 480 mm - 9000 l/h outlet 1½"	22499	1	16.0	0.18
Ø 560 mm - 12000 l/h outlet 1½"	22501	1	18.0	0.26
Ø 660 mm - 17000 l/h outlet 1½"	28254	1	29.0	0.42



TECHNICAL FEATURES

	Top monoblock	Side monoblock
	28299	28301
Ø D (mm)	660	660
Pump	Sena	Sena
Power (HP)	1.25	1.25
Voltage (V)	230 II	230 II
Voltage (V)	50	50

TECHNICAL FEATURES

	A - Top mounted filter					B - Side mounted filter				
	33814	33815	33816	33817	33818	35321	22497	22499	22501	28254
Ø D (mm)	380	430	480	560	660	380	430	480	560	660
H (mm)	820	835	870	945	1050	615	655	682	770	900
M (mm)	650	665	700	775	880	225	265	292	380	510
N (mm)	585	600	635	710	815	100	140	167	255	385
Length L (mm)	-	-	-	-	-	-	-	-	-	-
Connections	1½"	1½"	1½"	1½"	1½"	1½"	1½"	1½"	1½"	1½"
Flow rate (m ³ /h)	5.5	7	9	12	17	5.5	7	9	12	17
Pool volume approx. (m ³)	up to 40	40-50	50-75	75-100	140	up to 40	40-50	50-75	75-100	140
Sand load (kg)	± 40	± 60	± 80	± 110	± 180	± 40	± 60	± 80	± 110	± 180
Grade 1 glass load (57011) (kg)	± 35	± 50	± 70	± 90	± 150	± 35	± 50	± 70	± 90	± 150
Grade 3 glass load (57013) (kg)	0	0	0	0	25	0	0	0	0	25
Maximum pressure (kg/cm ²)	2.5	2.5	2.5	2	2	2.5	2.5	2.5	2	2
Net weight (kg)	12	13.5	15	16.5	24	10	12	15	17.5	28
Package volume (m ³)	0.17	0.17	0.24	0.35	0.52	0.13	0.13	0.18	0.26	0.42

- Filters manufactured in fibreglass and polyester resin.
- With a gelcoat external finish. As a result, the body is highly resistant, durable and has an excellent finish.
- Internal components and accessories in high quality engineering plastics.
- Compatible with sand and glass, among others (see page 189).
- They comply with filtration requirements as per standard EN 16713-1.

Atlas filter

ASTRALPOOL

DESCRIPTION

Sand and glass filters, among others, made from reinforced polyester. Complies with filtration requirements as per standard EN 16713-1.

Technical features:

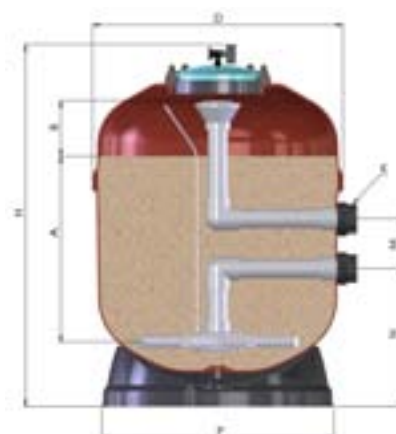
- Made of polyester resin and fibreglass.
- Excellent finish with gel-coat colour RAL 8029.
- The filter has been designed with higher coefficient of security, to guarantee a perfect operation.
- The union of the two bodies of the filter is carried out through a seal specially reinforced with fibreglass and polyester resin.
- Transparent plastic cover highly resistant to chemicals.
- High reliability screw-in cover.
- Fitted with 1" collector arms and diffuser made from unplasticized PVC.
- Interior pipe with tubes of PN-16.
- 2½" sand discharge outlet.
- Fitted with pressure gauge, air purge and manual water drain.
- Connections to multiport valve with six positions: filter, backwash, rinse, recirculate, waste and closed.
- Innovation by AstralPool: the filter has a built-in safety valve to prevent pressure surges.
- Maximum pressure: 2.5 kg/cm².

	Code	Standard Pack	Standard weight in kg	Standard volume in m ³
Includes multiport valve				
Ø 500 mm outlet 1½"	36596	1	20	0.29
Ø 600 mm outlet 1½"	36597	1	25	0.41
Ø 750 mm outlet 2"	36598	1	33	0.77
Multiport valve not included				
Ø 900 mm outlet 2½"	36599	1	51	1.23

* Figures without valve

TECHNICAL FEATURES

Code	36596	36597	36598	36599
Ø Filter (mm)	500	600	750	900
Connections	1½"		2"	2½"
Filtering surface (m ²)	0.19	0.30	0.44	0.64
Filtering velocity (m ³ /h/m ²)	50			
Flow rate (m ³ /h)	9.5	15	22	30
Maximum pressure (kg/cm ²)	2.5			
Sand load (kg)	120	190	360	580
Grade 1 glass load (57011) (kg)	100	150	225	375
Grade 3 glass load (57013) (kg)	0	0	50	100
Net weight (kg)	20	25	33	51



Complies with Standard
EN 16713-01



Sand drain of 2 ½" and water drain of ¾" with security valve.

Europe Pro - Pro Long filters

DESCRIPTION

Filters manufactured in fibreglass and polyester resin. Complies with filtration requirements as per standard EN 16713-1. Sand and glass compatible (see page 189).

- Filter colour (RAL5015)
- 1/4" purge valve.
- 2 1/2" sand discharge
- Polyester or methacrylate cover with screws.
- Diameter of top access: 285 mm.
- Maximum pressure: 2.5 bar.

64990

64986

64998

64994

Code	Standard Pack	Standard weight in kg	Standard volume in m ³
------	---------------	-----------------------	-----------------------------------

Pro version

With methacrylate cover

9500 l/h Ø 500 mm output 1 1/2"	64990	1	15	0.33
15000 l/h Ø 600 mm output 2"	64991	1	20	0.45
22000 l/h Ø 750 mm output 2"	64992	1	25	0.83
30000 l/h Ø 900 mm output 2 1/2"	64993	1	46	1.43

With polyester cover

9500 l/h Ø 500 mm output 1 1/2"	64986	1	15	0.33
15000 l/h Ø 600 mm output 2"	64987	1	20	0.45
22000 l/h Ø 750 mm output 2"	64988	1	25	0.83
30000 l/h Ø 900 mm output 2 1/2"	64989	1	46	1.43

Pro Long version

With methacrylate cover

9500 l/h Ø 500 mm output 1 1/2"	64998	1	23	0.33
15000 l/h Ø 600 mm output 2"	64999	1	26	0.45
22000 l/h Ø 750 mm output 2"	65000	1	34	0.83
30000 l/h Ø 900 mm output 2 1/2"	65002	1	65	1.43

With polyester cover

9500 l/h Ø 500 mm output 1 1/2"	64994	1	23	0.33
15000 l/h Ø 600 mm output 2"	64995	1	26	0.45
22000 l/h Ø 750 mm output 2"	64996	1	34	0.83
30000 l/h Ø 900 mm output 2 1/2"	64997	1	65	1.43

* Figures without valve

TECHNICAL FEATURES

	Pro version				Pro Long version			
With methacrylate cover	64990	64991	64992	64993	64998	64999	65000	65002
With polyester cover	64986	64987	64988	64989	64994	64995	64996	64997
Ø D (mm)	500	600	750	900	500	600	750	900
Connection	1 1/2"	2"	2"	2 1/2"	1 1/2"	2"	2"	2 1/2"
Selector valve code	00599	28476	28512	24837	00599	28476	28512	24837
Filtration surface area (m ²)	0.19	0.3	0.44	0.64	0.19	0.3	0.44	0.64
Filtration velocity (m ³ /h/m ²)	50				50			
Flow (m ³ /h) at 50 m ³ /h/m ²	9.5	15	22	30	9.5	15	22	30
Maximum pressure (kg/cm ²)	2.5				2.5			
Sand load (kg)	120	190	360	580	155	240	430	615
Grade 1 glass load (57011) (kg)	100	150	250	375	100	150	275	400
Grade 3 glass load (57013) (kg)	0	0	50	100	25	50	75	100
Net weight (kg)	15	20	25	46	20	25	33	51
Depth of filter bed (mm)	390	445	530	645	520	565	620	680



Complies with Standard
EN 16713-01

RapidPool filter

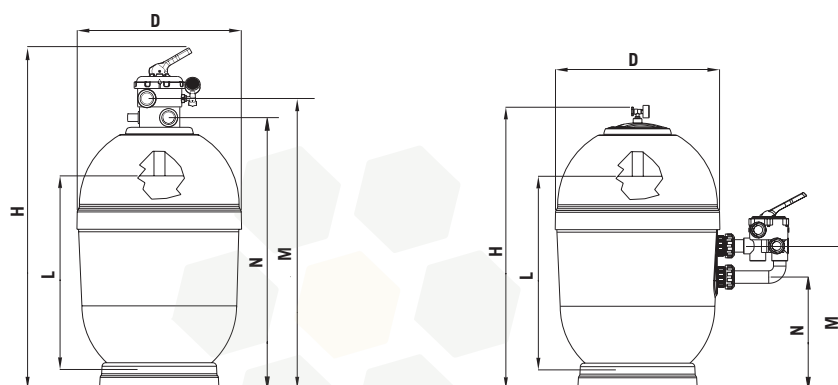

 Complies with Standard
EN 16713-01

**Filtration bed
0.6 m**

DESCRIPTION

Laminated in reinforced polyester with fibreglass. Red, polypropylene base, screw-free lid, cap for sand and water discharge, pressure gauge and air purge incorporated in the lid and side selector valve. Maximum filtration speed 50/h/m². Maximum pressure: 2.5 bar. Sand and glass compatible (see page 189).

	Code	Standard Pack	Standard weight in kg	Standard volume in m ³
Top mounted valve version				
6000 l/h Ø 400 mm outlet 1½"	32427	1	19	0.200
9000 l/h Ø 500 mm outlet 1½"	32428	1	25	0.355
15000 l/h Ø 650 mm outlet 1½"	32429	1	34	0.600
24000 l/h Ø 800 mm outlet 2"	33849	1	45	1.050
Side mounted valve version				
6000 l/h Ø 400 mm outlet 1½"	00488	1	19	0.150
9000 l/h Ø 500 mm outlet 1½"	00489	1	25	0.280
15000 l/h Ø 650 mm outlet 1½"	00490	1	34	0.500
24000 l/h Ø 800 mm outlet 2"	00491	1	45	0.880



TECHNICAL FEATURES

	With Top mounted multiport valve				With multiport valve			
	32427	32428	32429	33849	00488	00489	00490	00491
Ø Filter (mm)	400	500	650	800	400	500	650	800
H (mm)	1020	1165	1285	1566	860	1032	1126	1272
M (mm)	850	995	1115	1355	442	527	552	592
N (mm)	790	935	1055	1279	317	402	427	362
Connections	1½"	1½"	1½"	2"	1½"	1½"	1½"	2"
Flow (m ³ /h) at 50 m ³ /h/m ²	6	9	15	24	6	9	15	24
Pool volume (m ³) (8 h)	48	72	120	120	48	72	120	192
Sand load (kg)	60	130	255	445	60	130	255	445
Grade 1 glass load (57011) (kg)	50	100	175	275	50	100	175	275
Grade 3 glass load (57013) (kg)	0	0	25	75	0	0	25	75
Sand height (mm)	545	571	650	785	545	571	650	785
Maximum pressure (kg/cm ²)	2.5	2.5	2.5	2.5	2.5	2.5	2.5	2.5
Net weight (kg)	19	25	34	44	15	22	30	45
Package volume (m ³)	0.20	0.355	0.60	1.05	0.16	0.3	0.53	0.9

Aster filter

DESCRIPTION

Filter laminated in polyester and fibreglass. Grey, polypropylene base, screw-free lid, cap for sand and water discharge, pressure gauge and side selector valve. Maximum pressure 2.5 bar. Maximum filtration speed 50/h/m². Complies with filtration requirements as per standard EN 16713-1. Sand and glass compatible (see page 189).

	Code	Standard Pack	Standard weight in kg	Standard volume in m ³
--	------	---------------	-----------------------	-----------------------------------

With top mounted multiport valve

5000 l/h Ø 350 mm outlet 1½"	30768	1	17	0.13
8000 l/h Ø 450 mm outlet 1½"	30769	1	20	0.23
9000 l/h Ø 500 mm outlet 1½"	30770	1	22	0.28
14000 l/h Ø 600 mm outlet 1½"	30771	1	27	0.39
15000 l/h Ø 650 mm outlet 1½"	30772	1	28	0.45
21000 l/h Ø 750 mm outlet 2"	33847	1	35	0.62
32000 l/h Ø 900 mm outlet 2"	33848	1	53	1.27

With side mounted multiport valve

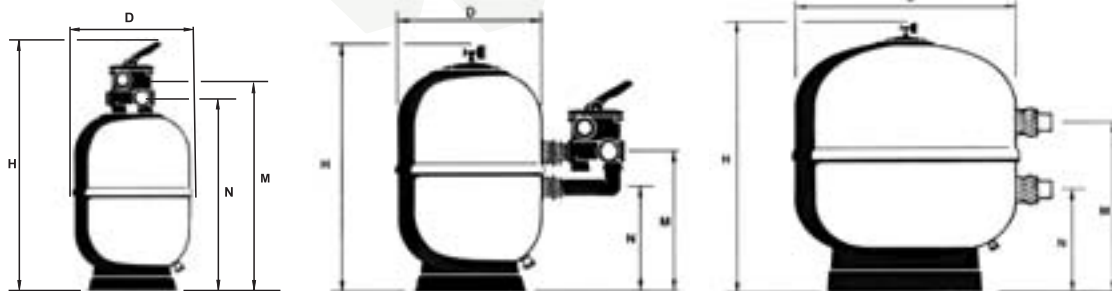
5000 l/h Ø 350 mm outlet 1½"	00497	1	18	0.13
8000 l/h Ø 450 mm outlet 1½"	00498	1	21	0.23
9000 l/h Ø 500 mm outlet 1½"	19781	1	23	0.28
12000 l/h Ø 550 mm outlet 1½"	32706	1	27	0.28
14000 l/h Ø 600 mm outlet 1½"	00499	1	28	0.39
15000 l/h Ø 650 mm outlet 1½"	21071	1	29	0.45
18000 l/h Ø 680 mm outlet 1½"	28479	1	30	0.46
21000 l/h Ø 750 mm outlet 2"	00500	1	37	0.62
32000 l/h Ø 900 mm outlet 2"	08133	1	55	1.27

Without multiport valve

31000 l/h Ø 900 mm outlet 2½"	00501	1	53	1.27
-------------------------------	-------	---	----	------



Complies with Standard
EN 16713-01



TECHNICAL FEATURES

	With Top mounted multiport valve							With multiport valve									Without valve
	30768	30769	30770	30771	30772	33847	33848	00497	00498	19781	32706	00499	21071	28479	00500	08133	00501
Ø D (mm)	350	450	500	600	650	750	900	350	450	500	550	600	650	680	750	900	900
H (mm)	910	965	960	1005	1060	1184	1344	780	795	770	825	850	880	915	945	1050	1050
M (mm)	740	795	790	835	890	973	1133	420	430	415	455	455	480	525	555	635	660
N (mm)	680	785	730	775	830	897	1057	295	305	290	330	330	355	400	325	365	390
Connections	1½"	1½"	1½"	1½"	1½"	2"	2"	1½"	1½"	1½"	1½"	1½"	1½"	1½"	2"	2"	2½"
Flow (m ³ /h) at 50 m ³ /h/m ²	5	8	9	14	15	21	31	5	8	9	12	14	15	18	21	30	30
Pool volume (m ³) (8 h)	40	64	72	112	120	168	240	40	64	72	96	112	120	144	168	240	240
Sand load (kg)	50	70	90	110	200	290	500	50	70	90	110	125	200	210	290	500	500
Grade 1 glass load (57011) (kg)	50	50	75	100	150	175	325	50	50	75	100	100	150	150	175	325	325
Grade 3 glass load (57013) (kg)	0	0	0	0	0	50	75	0	0	0	0	0	0	25	50	75	75
Maximum pressure (kg/cm ²)	2.5	2.5	2.5	2.5	2.5	2.5	2.5	2.5	2.5	2.5	2.5	2.5	2.5	2.5	2.5	2.5	2.5
Net weight (kg)	17	20	22	27	28	35	53	18	21	23	27	28	29	30	37	55	53
Package volume (m ³)	0.13	0.23	0.28	0.39	0.45	0.62	1.27	0.13	0.23	0.28	0.28	0.39	0.45	0.46	0.62	1.26	1.27

Vesubio filter


 Complies with Standard
EN 16713-01

Filters with a side connection up to Ø 1050 mm can use a multiport selector valve (see page 187).

Ø 900 and Ø 1050 mm filters with side outlets are supplied without multiport valve.

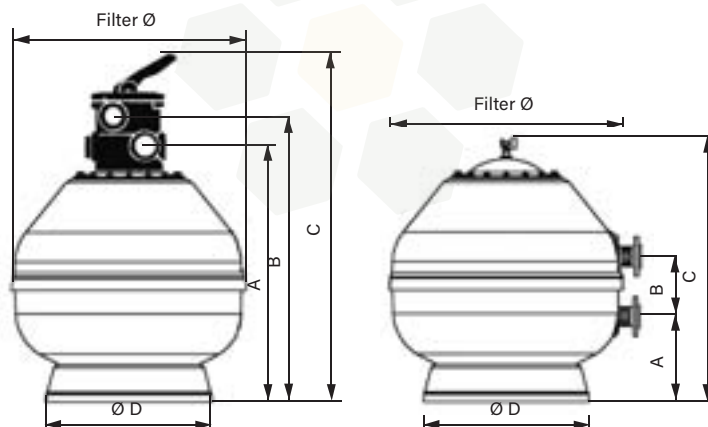
DESCRIPTION

The Vesubio range has been expanded to reach both the public and private pool sectors. Filters manufactured using simultaneous projection of resin and fibreglass. Threaded lid with high-resistance screws. Ø 210mm top mouth. Ø 1050mm and Ø 1200mm models also available with a top mouth of Ø 400mm. Maximum pressure 2.5 bar. Sand and glass compatible (see page 189).

	Code	Standard Pack	Standard weight in kg	Standard volume in m ³
Side mount version				
8000 l/h Ø 450 mm outlet 50 mm	15785	1	16	0.200
9000 l/h Ø 500 mm outlet 50 mm	19353	1	20	0.260
14000 l/h Ø 600 mm outlet 50 mm	15786	1	23	0.357
22000 l/h Ø 750 mm outlet 63 mm	15787	1	32	0.595
32000 l/h Ø 900 mm outlet 75 mm	15788	1	48	1.003
43000 l/h Ø 1050* mm outlet 75 mm	15789	1	97	2.052
43000 l/h Ø 1050** mm outlet 75 mm	32391	1	97	2.052
56000 l/h Ø 1200* mm outlet 90 mm	15790	1	130	2.450
56000 l/h Ø 1200** mm outlet 90 mm	32392	1	140	2.430
Top mount version				
8000 l/h Ø 450 mm outlet 50 mm	32430	1	19	0.280
9000 l/h Ø 500 mm outlet 50 mm	32431	1	23	0.350
14000 l/h Ø 600 mm outlet 50 mm	32432	1	26	0.480
22000 l/h Ø 750 mm outlet 63 mm	33850	1	40	0.787
32000 l/h Ø 900 mm outlet 63 mm	33851	1	56	1.276

* Small upper lid of Ø 210 mm

** Upper lid of Ø 400 mm



TECHNICAL FEATURES

	With Top mounted multiport valve					With multiport valve									
	32430	32431	32432	33850	33851	15785	19353	15786	15787	15788	15789	32391	15790	32392	
Ø Filter (mm)	450	500	600	750	900	450	500	600	750	900	1050	1050	1200	1200	
A (mm)	650	690	790	837	987	265	305	325	300	325	435	410	490	490	
B (mm)	710	750	850	913	1063	125	125	125	230	270	270	270	270	270	
C (mm)	880	920	1020	1124	1274	725	765	865	895	1080	1110	1235	1235	1360	
D (mm)	347	400	400	490	625	347	400	400	490	625	760	775	855	940	
Filtration surface area (m ²)	0.16	0.19	0.30	0.44	0.64	0.16	0.19	0.30	0.44	0.64	0.86	0.86	1.13	1.13	
Connections	1½"	1½"	1½"	2"	2"	1½"	1½"	1½"	2"	2½"	2½"	2½"	90	90	
Flow (m ³ /h) at 50 m ³ /h/m ²	8	9	14	22	32	8	9	14	22	32	43	43	56	56	
Pool volume (m ³) (8 hours)	64	72	112	176	256	64	72	112	176	256	344	344	448	448	
Sand load (kg)	60	95	148	245	415	60	95	148	245	415	660	660	1000	1000	
Grade 1 glass load (57011) (kg)	50	75	125	150	275	50	75	125	150	275	500	500	775	775	
Grade 3 glass load (57013) (kg)	0	0	0	50	50	0	0	0	50	50	125	125	200	200	

- Laminated filters with higher filter bed for enhanced performance and filtration quality, both for single-layer and multi-layer filters.
- There are various options to help choose the model that best suits usage and maintenance requirements.
- Compatible with sand, glass and anthracite, among others (see page 190).
- They comply with filtration requirements as per standard EN 16713-1.

Norma filter

ASTRALPOOL

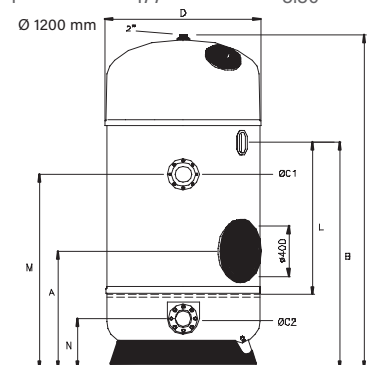
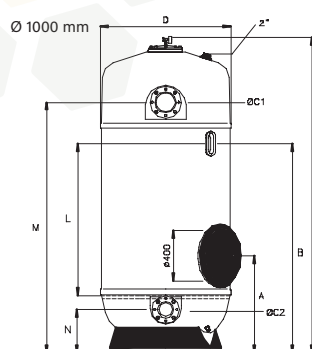
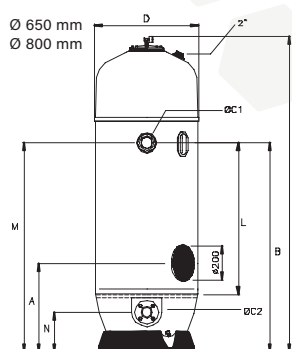
DESCRIPTION

Filter laminated in fibreglass-reinforced polyester (FRP). For single layer or multilayer filling. Maximum pressure 2.5 bar. The Norma filter is designed according to Germany's DIN 19643/19605 standard. Available with a plate collector system (0.5 mm slot) including a manhole cover for inspection of the bottom. Fitted with a sight glass, Ø 200mm top lid for loading sand and Ø 200mm or Ø 400mm side mouth depending on model. Fitted with pressure gauge, air purge and manual water drain. Interiors in PVC and PP. A4 screws and EPDM gaskets. Standard colour: ivory. Options. Vinyl ester coating (ozone resistant, concentrations <0.4 ppm and max. temp 40°C). Sand and glass compatible (see page 189).

Code	Standard Pack	Standard weight in kg	Standard volume in m³
------	---------------	-----------------------	-----------------------

Maximum pressure: 2.5 kg/cm²
Filtration velocity 30

Diameter Ø mm	Outlet Ø mm	Flow rate m³/h at 30 m³/h/m				
650	90-75	10	08142P	1	100	1.33
800	90-75	15	08143P	1	125	2.00
1.000	140-110	23	08144P	1	145	3.00
1.200	140-140	34	08145P	1	177	5.50



TECHNICAL FEATURES

		08142P	08143P	08144P	08145P
D (mm)		650	800	1000	1200
A (mm)		680	700	770	950
B (mm)		1660	1640	1655	1790
H (mm)		2480	2480	2490	2640
L (mm)		1200	1200	1200	1200
M (mm)		1650	1650	1980	1600
N (mm)		320	320	340	400
Ø C1 (mm)		90	90	140	140
Ø C2 (mm)		75	75	110	140
Flow (m³/h) at 30 m³/h/m²		10	15	23	33
MULTILAYER	Anthracite 0.8 - 1.6 mm (l)	148	250	390	564
	Sand 0.4 - 0.8 mm (Kg)	160	271	420	611
	Gravel 1 - 2 mm (Kg)	46	78	120	175
	Gravel 3 - 5 mm (Kg)	46	78	120	175
SINGLE LAYER	Sand load (kg)	451	767	1215	1763
	Gravel load (kg)	46	78	120	175
	Grade 1 glass load (57011) (kg)	275	500	750	1125
	Grade 2 glass load (57012) (kg)	100	150	250	350
	Grade 3 glass load (57013) (kg)	100	175	275	375



Complies with Standard
EN 16713-01

**Filtration bed
1.2 m**

Delta 1200 filter


 Complies with Standard
EN 16713-01

**Filtration bed
1.2 m**

DESCRIPTION

Filter laminated in polyester and fibreglass available in diameters of 650, 800, 1000 and 1200 mm. It has a 1.2-m filter bed and is available with an arm collector system and a plate collector system. Complies with filtration requirements as per standard EN 16713-1.

- DN 200 filter lid with quick-locking system for 650 and 800 models and DN 400 bolt down lid for 1000 and 1200 models.
- DN200 lateral manhole with bolt down cover.
- Filter interior left with natural resin finish.
- EASTAR sightglass as standard. Further sight glasses are available on request.
- Inner pipe and fittings in PVC, PP and ABS.
- Pressure gauge included in filter lid.
- Gaskets in EPDM and all screw fittings in stainless steel.
- Vinylester option. In this case, internal layer is manufactured from vinylester resin (and not only the top layer in contact with the water), to a maximum chemical resistance of 0.4 ppm of ozone dissolved and to a maximum temperature 50°.
- Comes in RAL 5024 blue.

Code	Standard Pack	Standard weight in kg	Standard volume in m ³
------	---------------	-----------------------	-----------------------------------

Maximum pressure: 2.5 kg/cm²
Conventional collector arms.
Arm slots 0.3 mm

Diameter Ø mm	Outlet Ø mm	Flow rate m ³ /h at 40 m ³ /h/m				
650	1½"	13.3	36680	1	100	1.50
800	2"	20.1	36681	1	110	1.94
1000	2½"	31.4	36682	1	120	2.31
1200	90	45.2	36683	1	160	3.54

Maximum pressure: 2.5 kg/cm²
Nozzle collector plate.
Nozzle slots 0.5 mm

Diameter Ø mm	Outlet Ø mm	Flow rate m ³ /h at 40 m ³ /h/m				
650	1½"	13.3	36688	1	114	1.50
800	2"	20.1	36689	1	131	1.94
1000	2½"	31.4	36690	1	150	2.31
1200	90	45.2	36691	1	200	3.54

* Maximum flow and filtration velocity recommended

TECHNICAL FEATURES

	Collector arms				Nozzle collector plate			
	36680	36681	36682	36683	36688	36689	36690	36691
Sand load (kg)	451	767	1325	1763	451	767	1325	1763
Gravel load (kg)	86	156	300	350	46	78	120	175
Grade 1 glass load (57011) (kg)	325	500	850	1125	300	450	750	1050
Grade 2 glass load (57012) (kg)	100	175	275	375	100	150	250	350
Grade 3 glass load (57013) (kg)	100	175	300	400	100	175	275	375

Delta 1000 filter

DESCRIPTION

Filter laminated in polyester and fibreglass available in diameters of 650, 800, 1000 and 1200 mm. It has a 1-m filter bed and is available with an arm collector system and a plate collector system. Complies with filtration requirements as per standard EN 16713-1.

- DN 200 filter lid with quick-locking system for 650 and 800 models and DN 400 bolt down lid for 1000 and 1200 models.
- DN200 lateral manhole with bolt down cover.
- Filter interior left with natural resin finish.
- Optional methacrylate sight glass on the Delta 10 model. More than one sight glass can be placed if desired.
- Inner pipe and fittings in PVC, PP and ABS.
- Pressure gauge included in filter lid.
- Gaskets in EPDM and all screw fittings in stainless steel.
- Vinylester option. In this case, internal layer is manufactured from vinylester resin (and not only the top layer in contact with the water), to a maximum chemical resistance of 0.4 ppm of ozone dissolved and to maximum temperature 50°.
- Comes in RAL 5024 blue.



Complies with Standard
EN 16713-01

**Filtration bed
1 m**

Code Standard Pack Standard weight in kg Standard volume in m³

Maximum pressure: 2.5 kg/cm²

Conventional collector arms.

Arm slots 0.3 mm

Diameter	Outlet	Flow rate m ³ /h at 40 m ³ /h/m				
Ø mm	Ø mm					
500	1½"	8	58682	1	80	1.34
650	1½"	13.3	36676	1	80	1.34
800	2"	20.1	36677	1	90	1.71
1000	2½"	31.4	36678	1	125	2.16
1200	90	45.2	36679	1	150	3.29

Maximum pressure: 2.5 kg/cm²

Nozzle collector plate.

Nozzle slots 0.5 mm

Diameter	Outlet	Flow rate m ³ /h at 40 m ³ /h/m				
Ø mm	Ø mm					
650	1½"	13.3	36684	1	94	1.34
800	2"	20.1	36685	1	111	1.71
1000	2½"	31.4	36686	1	155	2.16
1200	90	45.2	36687	1	190	3.29

* Maximum flow and filtration velocity recommended

TECHNICAL FEATURES

	Collector arms					Nozzle collector plate			
	58682	36676	36677	36678	36679	36684	36685	36686	36687
Sand load (kg)	245	400	640	990	1425	400	640	990	1425
Gravel load (kg)	60	86	156	300	350	46	78	120	175
Grade 1 glass load (57011) (kg)	175	275	450	725	1000	250	400	600	875
Grade 2 glass load (57012) (kg)	50	75	150	225	325	75	125	200	275
Grade 3 glass load (57013) (kg)	75	100	150	250	350	100	125	200	300

Delta filters

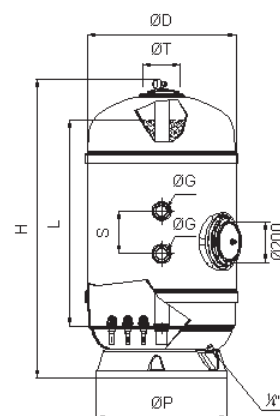
TECHNICAL FEATURES



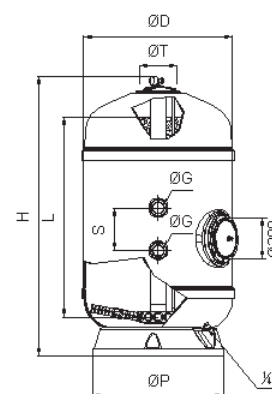
Fast lid opening for diameters 500, 650 and 800



Collector arms detail



Delta 10 nozzle collector plate



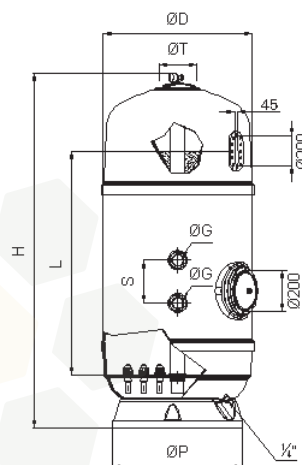
Delta 10 nozzle collector arms



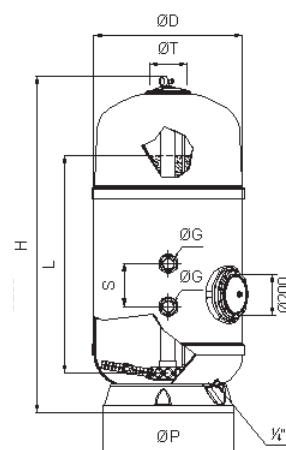
Lid D.400 for diameters 1000 and 1200



Nozzle plate detail



Delta 12 nozzle collector plate



Delta 12 nozzle collector arms



Complies with Standard
EN 16713-01

		DELTA 10								DELTA 12								
		Collector arms				Nozzle collector plate				Collector arms				Nozzle collector plate				
		58682	36676	36677	36678	36679	36684	36685	36686	36687	36680	36681	36682	36683	36688	36689	36690	36691
D (mm)		535	670	820	1.035	1.240	650	800	1.000	1.200	650	800	1.000	1.200	650	800	1.000	1.200
Ø P (mm)		400	490	625	890	1145	490	625	890	1145	585	700	890	1145	585	700	890	1145
H (mm)		1680	1702	1749	1840	1915	1770	1860	1870	1240	1920	1995	2010	2150	1920	1995	2010	2150
L (mm)		-	1000	1000	1000	1000	1000	1000	1000	1000	1200	1200	1200	1200	1200	1200	1200	1200
S (mm)		125	125	230	270	300	125	230	270	300	125	230	270	300	125	230	270	300
Ø T		200	200	200	400	400	200	200	400	400	200	200	400	400	200	200	400	400
Ø G		1½"	1½"	2"	2½"	3"	1½"	2"	2½"	3"	1½"	2"	2½"	3"	1½"	2"	2½"	3"
Flow rate m³/h at 30 m³/h/m²		5.88	9	15	23	34	9	15	23	34	9	15	23	34	9	15	23	34
Flow rate m³/h at 40 m³/h/m²		7,84	12	20	30	45	12	20	30	45	12	20	30	45	12	20	30	45
MULTILAYER	Anthracite 0.8 - 1.6 mm (l)	-	-	-	-	-	-	-	-	-	148	250	387	564	148	250	387	564
	Sand 0.4 - 0.8 mm (Kg)	-	-	-	-	-	-	-	-	-	160	271	419	611	160	271	419	611
	Gravel 1 - 2 mm (Kg)	-	-	-	-	-	-	-	-	-	46	78	120	175	46	78	120	175
	Gravel 3 - 5 mm (Kg)	-	-	-	-	-	-	-	-	-	86	156	300	350	46	78	120	175
SINGLE LAYER	Sand 0.4 - 0.8 mm (Kg)	245	400	640	990	1425	400	640	990	1425	451	767	1325	1763	451	767	1325	1763
	Gravel 1 - 2 mm (Kg)	60	86	156	300	350	46	78	120	175	86	156	300	350	46	78	120	175
	Grade 1 glass load (57011) (kg)	175	275	450	725	1000	250	400	600	875	325	500	850	1125	300	450	750	1050
	Grade 2 glass load (57012) (kg)	50	75	150	225	325	75	125	200	275	100	175	275	375	100	150	250	350
	Grade 3 glass load (57013) (kg)	75	100	150	250	350	100	125	200	300	100	175	300	400	100	175	275	375

Artic Plus filter

DESCRIPTION

Range of high-capacity retention filters with optimal backwash performance. Manufactured in polyester with an external gel-coat finish. Body of just two parts; ivory. Maximum working temperature of 50°C. Internal parts made from PVC plastic. Ø 400 lid to remove sand from bottom part of filter (optional) in Ø 1050 and Ø 1200 versions. Ø 650, 800, 950, 1050 and 1200 filters available with collector arms or nozzle plate. Compatible with sand and glass, among others (see page 189). Complies with filtration requirements as per standard EN 16713-1.

	Code	Standard Pack	Standard weight in kg	Standard volume in m ³
Collector arms system				
Ø 650 mm connection 1½"	36053-0100	1	80	1.45
Ø 800 mm connection 2"	36054-0100	1	95	1.85
Ø 950 mm connection 2½"	41373	1	136	2.54
Ø 1050 mm connection 3"	36055	1	145	2.73
Ø 1200 mm connection 4"	36056	1	220	4.10

TECHNICAL FEATURES

	36053	36054	41373	36055	36056
Ø D (mm)	680	825	970	1090	1255
H (mm)	1900	1950	1960	2145	2170
M (mm)	125	230	270	270	270
N (mm)	730	670	665	665	665
L (mm)	1200				
C (mm)	300				
P (mm)	490	625	705	775	940
T (mm)	200			400	
Connections	1½"	2"	2½"	3"	4"
Flow rate (m³/h)	16.5	25	35	43	56.5
Filtration area (m²)	0.33	0.50	0.70	0.86	1.13
Sand load (kg)	470	660	1015	1240	1665
Gravel load (kg)	100	165	260	320	410
Grade 1 glass load (57011) (kg)	325	475	725	875	1175
Grade 2 glass load (57012) (kg)	100	150	225	275	375
Grade 3 glass load (57013) (kg)	125	150	250	300	400
Maximum pressure (kg/cm²)	2.5				
Net weight (kg)	75	90	131	135	210
Water drain	1"	1"	1"	2½"	2½"
Injection-moulded plastic lid	Ø200	Ø200	Ø200	Ø400	Ø400



Complies with Standard
EN 16713-01


**Filtration bed
1.2 m**



Nozzle plate detail



Collector arms detail



Artic filter



Complies with Standard
EN 16713-01

**Filtration bed
1 m**



Nozzle plate detail



Collector arms detail


DESCRIPTION

Range of high-capacity retention filters with optimal backwash performance. Manufactured in polyester with an external gel-coat finish. Body of just two parts; ivory. Maximum working temperature of 50°C. Internal parts made from PVC plastic. Ø 400 lid to remove sand from bottom part of filter (optional) in Ø 1050 and Ø 1200 versions. Ø 650, 800, 950, 1050 and 1200 filters available with collector arms or nozzle plate. Compatible with sand and glass, among others (see page 189). Complies with filtration requirements as per standard EN 16713-1.

	Code	Standard Pack	Standard weight in kg	Standard volume in m ³
Collector arms system				
Ø 500 mm connection 1½"	34029-0100	1	65	1.30
Ø 650 mm connection 1½"	34030-0100	1	70	1.34
Ø 800 mm connection 2"	34031-0100	1	75	1.67
Ø 950 mm connection 2½"	41187	1	119	2.30
Ø 1050 mm connection 3"	41188	1	145	2.42
Ø 1200 mm connection 4"	41189	1	165	3.65

TECHNICAL FEATURES

	34029	34030	34031	41187	41188	41189
Ø D (mm)	535	680	825	970	1090	1255
H (mm)	1650	1700	1750	1760	1895	1970
M (mm)	125	125	230	270	270	270
N (mm)	780	775	685	655	630	665
L (mm)	1000					
C (mm)	300					
P (mm)	400	490	625	705	775	940
T (mm)	200				400	
Connections	1½"	1½"	2"	2½"	3"	4"
Flow rate (m ³ /h)	9.5	16.5	25	35	43	56.5
Filtration area (m ²)	0.19	0.33	0.50	0.70	0.86	1.13
Sand load (kg)	225	380	530	830	1015	1360
Gravel load (kg)	50	100	165	260	320	410
Grade 1 glass load (57011) (kg)	150	275	375	600	750	1000
Grade 2 glass load (57012) (kg)	50	75	125	200	250	325
Grade 3 glass load (57013) (kg)	50	100	150	225	275	350
Maximum pressure (kg/cm ²)	2.5	2.5	2.5	2.5	2.5	2.5
Net weight (kg)	60	65	70	109	135	155
Water drain	1"	1"	1"	1"	2½"	2½"
Injection-moulded plastic lid	Ø200	Ø200	Ø200	Ø200	Ø400	Ø400



Aster filter - high quality of filtration

DESCRIPTION

Laminated filter made of fibreglass and polyester. Filter bed 800 mm in depth. Grey in colour, polypropylene base, fast open lid, water drainage plug, flowmeter and side multiport valve. Maximum pressure 2.5 bar. Top filtration speed of 50 m³/h/m². The filter can be used with a single layer or a multi-layer combination of gravel with sand, glass or anthracite. Quick-release lid. Has a 2½" sand discharge out let at the bottom of the filter. Optional sand discharge outlet of 200 mm. Optional vinylester interior finish for treatment with ozone. Maximum temperature 50°.

	Code	Standard Pack	Standard weight in kg	Standard volume in m ³
Ø 500 mm output 1½"	24768-0100	1	30	0.44
Ø 600 mm output 1½"	24769-0100	1	40	0.64
Ø 750 mm output 2"	24770-0100	1	60	1.0
Ø 900 mm output 2"	10003-0100	1	90	1.6
Ø 900 output 2½"	10004	1	90	1.6

TECHNICAL FEATURES

	24768-0100	24769-0100	24770-0100	10003-0100	10004
Ø D (mm)	500	600	750	900	
H (mm)	1365	1370	1435	1400	1435
M (mm)	605	605	665	825	865
N (mm)	480	480	435	595	595
Connections	1½"	1½"	2"	2"	2½"
Flow (m³/h) at 50 m³/h/m²	9.5	16.5	21	31	
Pool volume (m³)	75	120	175	250	
Sand load (kg)	200	300	450	580	
Gravel load (kg)	16	35	65	135	
Grade 1 glass load (57011) (kg)	125	200	300	400	
Grade 3 glass load (57013) (kg)	25	25	50	75	
Maximum pressure (kg/cm²)	2.5				

Aster filter - high filtration with nozzle plate

DESCRIPTION

Filter laminated in polyester and fibreglass. Optional Ø 200mm sand discharge at bottom. Black screw-down lid ¼" water drain at bottom. Maximum pressure 2.5 bar. Maximum temperature 50°.

	Code	Standard Pack	Standard weight in kg	Standard volume in m ³
Ø 500 mm output 2"	24768FT01-110 000	1	30	0.46
Ø 600 mm output 2"	24769FT01-110 000	1	40	0.63
Ø 750 mm output 2"	24770FT01-110 000	1	60	0.99
Ø 900 mm output 2"	10003FT01-110 000	1	90	1.29
Ø 900 output 2½"	10004FT01-110 000	1	90	1.29

TECHNICAL FEATURES

	24768FT01 110 000	24769FT01 110 000	24770FT01 110 000	10003FT01 110 000	10004FT01 110 000
Ø D (mm)	500	600	750	900	
H (mm)	1365	1370	1435	1400	1435
M (mm)	605	605	665	825	865
N (mm)	480	480	435	595	
P (mm)	400	490	625	705	
Connections	1½"	1½"	2"	2"	2½"
Flow (m³/h) at 50 m³/h/m²	9.5	16.5	21	31	
Pool volume (m³)	75	120	175	250	
Sand load (kg)	200	300	450	580	
Gravel load (kg)	16	35	65	135	
Grade 1 glass load (57011) (kg)	125	200	300	400	
Grade 3 glass load (57013) (kg)	25	25	50	75	
Maximum pressure (kg/cm²)	2.5				

Aster filter - high quality of filtration

DESCRIPTION

Laminated filter made of fibreglass and polyester. Filter bed 800 mm in depth. Grey in colour, polypropylene base, fast open lid, water drainage plug, flowmeter and side multiport valve. Maximum pressure 2.5 bar. Top filtration speed of 50 m³/h/m². The filter can be used with a single layer or a multi-layer combination of gravel with sand, glass or anthracite. Quick-release lid. Has a 2½" sand discharge out let at the bottom of the filter. Optional sand discharge outlet of 200 mm. Optional vinylester interior finish for treatment with ozone. Maximum temperature 50°.

	Code	Standard Pack	Standard weight in kg	Standard volume in m ³
Ø 500 mm output 1½"	24768-0100	1	30	0.44
Ø 600 mm output 1½"	24769-0100	1	40	0.64
Ø 750 mm output 2"	24770-0100	1	60	1.0
Ø 900 mm output 2"	10003-0100	1	90	1.6
Ø 900 output 2½"	10004	1	90	1.6

TECHNICAL FEATURES

	24768-0100	24769-0100	24770-0100	10003-0100	10004
Ø D (mm)	500	600	750	900	
H (mm)	1365	1370	1435	1400	1435
M (mm)	605	605	665	825	865
N (mm)	480	480	435	595	595
Connections	1½"	1½"	2"	2"	2½"
Flow (m³/h) at 50 m³/h/m²	9.5	16.5	21	31	
Pool volume (m³)	75	120	175	250	
Sand load (kg)	200	300	450	580	
Gravel load (kg)	16	35	65	135	
Grade 1 glass load (57011) (kg)	125	200	300	400	
Grade 3 glass load (57013) (kg)	25	25	50	75	
Maximum pressure (kg/cm²)	2.5				

Aster filter - high filtration with nozzle plate

DESCRIPTION

Filter laminated in polyester and fibreglass. Optional Ø 200mm sand discharge at bottom. Black screw-down lid ¼" water drain at bottom. Maximum pressure 2.5 bar. Maximum temperature 50°.

	Code	Standard Pack	Standard weight in kg	Standard volume in m ³
Ø 500 mm output 2"	24768FT01-110 000	1	30	0.46
Ø 600 mm output 2"	24769FT01-110 000	1	40	0.63
Ø 750 mm output 2"	24770FT01-110 000	1	60	0.99
Ø 900 mm output 2"	10003FT01-110 000	1	90	1.29
Ø 900 output 2½"	10004FT01-110 000	1	90	1.29

TECHNICAL FEATURES

	24768FT01 110 000	24769FT01 110 000	24770FT01 110 000	10003FT01 110 000	10004FT01 110 000
Ø D (mm)	500	600	750	900	
H (mm)	1365	1370	1435	1400	1435
M (mm)	605	605	665	825	865
N (mm)	480	480	435	595	
P (mm)	400	490	625	705	
Connections	1½"	1½"	2"	2"	2½"
Flow (m³/h) at 50 m³/h/m²	9.5	16.5	21	31	
Pool volume (m³)	75	120	175	250	
Sand load (kg)	200	300	450	580	
Gravel load (kg)	16	35	65	135	
Grade 1 glass load (57011) (kg)	125	200	300	400	
Grade 3 glass load (57013) (kg)	25	25	50	75	
Maximum pressure (kg/cm²)	2.5				

- Filters made of fiberglass and polyester resin with internal components and accessories in high quality engineering plastics.
- Thanks to its double coating, the resulting body is extremely resistant, durable and reliable.
- Compatible with sand and glass, among others (see page 189).
- They comply with filtration requirements as per standard EN 16713-1.

Berlin filter

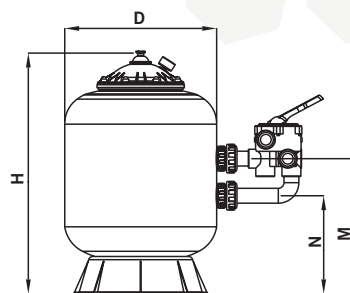
ASTRALPOOL

DESCRIPTION

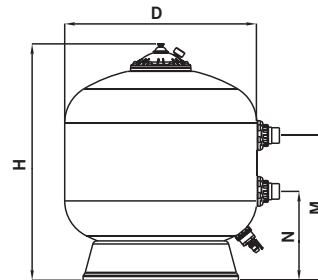
Ø 230mm screw-down lid, injection-moulded. Fitted with manual air and water bleed valves, a pressure gauge and a side mounted multiport valve. Maximum filtration speed ($\text{m}^3/\text{h}/\text{m}^2$) Complies with filtration requirements as per standard EN 16713-1. Sand and glass compatible (see page 189).

	Code	Standard Pack	Standard weight in kg	Standard volume in m^3
With multiport valve:				
9000 l/h Ø 500 mm outlet 1½"	00541	1	17.3	0.24
14000 l/h Ø 600 mm outlet 1½"	00542	1	21.8	0.37
21000 l/h Ø 750 mm outlet 2"	00543	1	35.1	0.65
Without multiport valve:				
30000 l/h Ø 900 mm outlet 2½"	00544	1	53.4	1.01
30000 l/h Ø 900 mm outlet 2"	15397	1	53.4	1.01
30000 l/h Ø 900 mm outlet 2" (4 bar)	28474	1	67.0	1.01
Without multiport valve and with Ø 400 mm polyester and FV lid:				
43000 l/h Ø 1050 mm outlet Ø 75 mm	00545	1	110.0	1.92
56000 l/h Ø 1200 mm outlet Ø 90 mm	00546	1	140.0	2.70

* Figures without valve



With multiport valve



Without multiport valve



Complies with Standard
EN 16713-01

TECHNICAL FEATURES

	With multiport valve			Without multiport valve			
	00541	00542	00543	00544	15397	28474	00545 00546
Ø D (mm)	500	600	750	900	900	900	1050 1200
H (mm)	805	910	1050	1145	1135	1135	1300 1450
M (mm)	450	505	610	685	635	635	810 870
N (mm)	325	380	380	415	405	405	500 560
Connections	1½"	1½"	2"	2½"	2"	2"	*D75 **D90
Flow (m^3/h) at 50 $\text{m}^3/\text{h}/\text{m}^2$	9	14	21	30	30	30	43 56
Pool volume (m^3)	50-75	75-115	115-170	170-240	-	-	240-350 350-450
Sand load (kg)	100	175	300	525	525	525	575 800
Gravel load (kg)	-	-	-	-	-	-	300 300
Grade 1 glass load (57011) (kg)	75	150	200	350	350	350	600 825
Grade 3 glass load (57013) (kg)	0	0	50	75	75	75	175 200
Maximum pressure (kg/cm^2)	2.5	2.5	2.5	2.5	2.5	4	2.5 2.5
Net weight (kg)	15.3	19.8	33.1	51.4	51.4	51.4	100 130
Package volume (m^3)	0.35	0.37	0.65	1.01	1.01	1.01	1.92 2.70

Galactic monoblock



DESCRIPTION

Filter made made from high resistant blow-molded thermoplastic.

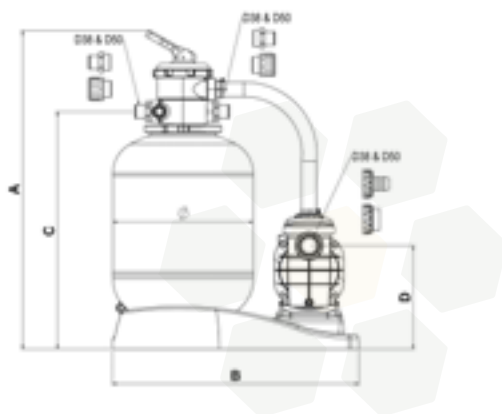
Includes 6-ways multiport valve, pressure gauge, manual air purge, water purge, compact self-priming pump with electrical cord and plug, hose, fittings, base and accessories to completely assembly the whole set.

Maximum working pressure 2,4 bars.

Fittings included, D38 and D50mm, for a maximum versatility to install.

Complies with filtration requirements as per standard EN 16713-1.

	Code	Standard Pack	Standard weight in kg	Standard volume in m ³
Ø380 - 5 m ³ /h	74471	1	20	0.33
Ø400 - 6 m ³ /h	74472	1	20.5	0.33
Ø500 - 8 m ³ /h	74473	1	24	0.37
Ø500 - 10 m ³ /h	74474	1	25.5	0.37
Ø600 - 12 m ³ /h	74475	1	29	0.42
Ø600 - 14 m ³ /h	74476	1	30	0.42



TECHNICAL FEATURES

	74471	74472	74473	74474	74475	74476
Ø (mm)	380	400	500	500	600	600
A (mm)	860	905	975	975	1.030	1.030
B (mm)	710	710	830	830	830	830
C (mm)	635	650	740	740	816	816
D (mm)	295	295	295	295	295	295

TECHNICAL FEATURES

CODE	FLOW m ³ /h	Ø FILTER mm	PUMP POWER HP	Ø FITTINGS mm	SAND kg*	BOX	
						WEIGHT	DIMENSIONS
						Kg	mm
74471	5	380	1/3	38 / 50	40	20	790x600x700
74472	6	400	1/3	38 / 50	40	20.5	
74473	8	500	1/2	38 / 50	100	24	870x600x715
74474	10	500	3/4	38 / 50	100	25.5	
74475	12	600	3/4	38 / 50	150	29	870x600x800
74476	14	600	1	38 / 50	150	30	

* Sand not supplied.

MONOBLOCKS

SkyPool filter monoblock

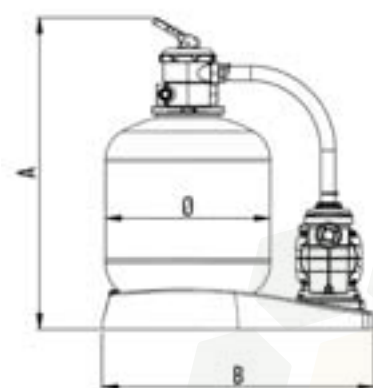
with top outlet


Complies with Standard
EN 16713-01

DESCRIPTION

Made from plastic with a clamp lid, multi-way valve, pressure gauge, manual air outlet and water purge. White. Injection-moulded black base. Maximum working pressure: 2 kg/cm². Complies with filtration requirements as per standard EN 16713-1.

	Code	Standard Pack	Standard weight in kg	Standard volume in m ³
Ø 300 mm - P-XPRT-4	M00504	1	12	0.11
Ø 400 mm - P-XPRT-6	M00505	1	14	0.22
Ø 400 mm - P-XPRT-8	M00506	1	15	0.22
Ø 500 mm - P-XPRT-10	M00507	1	20	0.28
Ø 500 mm - P-XPRT-14	M00661	1	22	0.28


TECHNICAL FEATURES

Top monobloc	SkyPool / P-XPRT				
	M00504	M00505	M00506	M00507	M00661
A (mm)	640	760	760	840	840
B (mm)	520	830	830	830	830
Ø (mm)	300	400	400	500	500
Pump (HP)	P-XPRT4	P-XPRT6	P-XPRT8	P-XPRT10	P-XPRT14
Connections	Ø 38	Ø 38	Ø 38	1½"	1½"
Flow (m ³ /h)	4	6	7	9	11
Power (W)	150	340	490	600	660
Filtration speed (m ³ /m ² /h)	60	50	60	50	60
Sand 0.4-0.8 mm (Kg)	± 25	± 40	± 40	± 100	± 100
Weight (Kg)	12	14	15	20	22
Volume (m ³)	0.102	0.226	0.226	0.278	0.278

Ramses in-ground compacts



DESCRIPTION

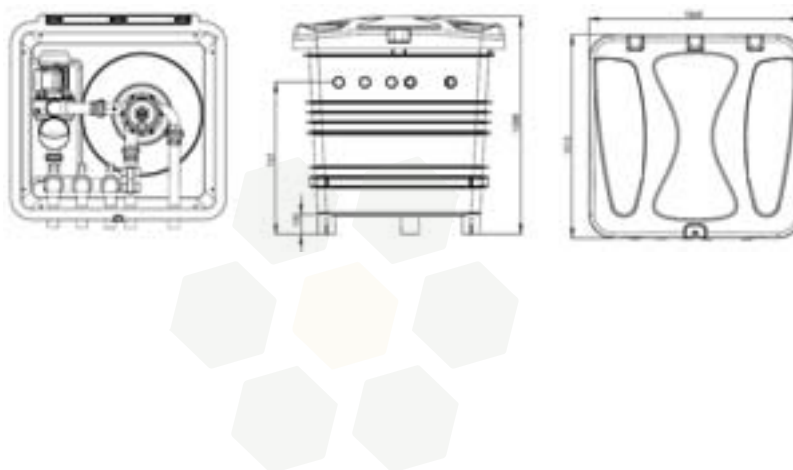
Embedded housing comprising an injection-moulded reinforced polymer body and lid. Complete and ready-assembled.

Connections: Ø50 PVC tube All pool types of up to 80m³

Components that include:

- 1 hp pump.
- Filter (according to model).
- 6-way top valve.
- Interior PVC connections and valves.

	Code	Standard Pack	Standard weight in kg	Standard volume in m ³
Ramses with Aster 550 filter	41910	1	76	1.18
Ramses with Millennium 560 filter	69829	1	68	1.18



Ramses Up above-ground compacts

DESCRIPTION

Designed for outdoor installation. Lid with reinforced edge. Size: 149 x 82 x 120.

	Code	Standard Pack	Standard weight in kg	Standard volume in m ³
With Aster 550 Sena 1 HP	61423AS55001	1	75	1.5

See our wide range of housing according to your filtration needs

COMPACTS WITHOUT INTERIOR INSTALLATION

In-ground compact housings

ASTRALPOOL 

DESCRIPTION

Stackable to facilitate shipping and storage; streamlined interior to obtain top performance in the smallest possible space. Light cover with reinforced hinges. Prefabricated in polyester and fibreglass with a gelcoat finish. Outside of the cover in green and inside of the housing in ivory.

	Code	Standard Pack	Standard weight in kg	Standard volume in m ³
For filters Ø 350 mm	00615/1	1	175	2.02
For filters Ø 400-600 mm	00616/1	1	156.5	2.54
For filters Ø 650-800 mm	00618	1	126.0	3.87

Supplied with openings for connections

Semi in-ground compact housings

ASTRALPOOL 

DESCRIPTION

Prefabricated in polyester and fibreglass. Ivory. Fully opening cover.

	Code	Standard Pack	Standard weight in kg	Standard volume in m ³
For filters Ø 400-600 mm	00619/1	1	80.0	2.7
For filters Ø 600-750 mm	00620/1	1	145.0	3.2

Above ground compact housings

ASTRALPOOL 

DESCRIPTION

Designed for outdoor installation. Lid with reinforced edge. Size: 149 x 82 x 120.

	Code	Standard Pack	Standard weight in kg	Standard volume in m ³
For filters Ø 400 - 600 mm	74970	1	25	0.400

- A wide range of valves which offers the New Generation series, the Classic series and Flat series with 1½" and 2" valve configurations.
- The Magnum series with 2½" and 3" valves completes the range.













Six positions multiport valve

DESCRIPTION

A six positions multiport valve able to perform several functions in a hydraulic circuit: filtration, empty, closed, backwashing and rinsing of the filter. Its extremely functional design means that it can be fitted up to any installation. All joints will be perfectly sealed and it is easy to operate.

Its minimum friction and resistance, maximum safety were decisive factors to choose the best materials of its components: ABS body, lid and handle, PPO distributor, EPDM gaskets, metal parts in stainless steel.

CONNECTION OPTIONS IN MULTI-PORT VALVE

Connection options	Connection	Outlets	New Generation			Classic		Classic Plus		Flat	Magnum	
												
			1 ½" Eco	1 ½"	2"	1 ½"	2"	1 ½"	2"	1 ½"	2 ½"	3"
	Without connection	Threaded BSP			28509	11542	08938					
		Smooth				00597						
	With connection	Threaded BSP										
		Smooth				15385	15389					
	Without connection	Threaded BSP			28510	11366	08939					
		Smooth										
	With connection	Threaded BSP										
		Smooth		20569	28512			73950	74862	34543	24837	
		Threaded NPT		22355	30788	06673-0700	09848				24840	
	Without connection	Threaded BSP		23108	28511			76148	76149	34544	24838	
		Smooth		20043				75285		34545		
		Threaded NPT		22356	30795	06595	07440				24839	30798
	Without connection	Threaded BSP			28513	11368	08940					
		Smooth										
	Without connection	Threaded BSP			28514			76150	16151			28515
		Smooth										
Top	Without connection	Threaded BSP										
		Smooth	32583	20565	33968	65216	22490			34546		
		Threaded NPT		22358			22492					

Classic Plus

- Manual multiport valves with six channels to carry out different functions in an hydraulic circuit.
- Connection to filter through a sweep elbow instead of a 90° elbow and new design to offer a reduced pressure loss.
- Diverter gasket placed in the diverter instead of the body to improve performance and maintenance.



Classic Plus

ASTRALPOOL

NEW
2023

FILTRATION

	Code	Standard Pack	Standard weight in kg	Standard volume in m ³
1½" and 2" multiport valve with filter connections				
1½" multiport valve - Configuration 3	73950	6	13	0.079
2" multiport valve - Configuration 3	74862	6	24	0.079
1½" and 2" multiport valve without filter connections				
1½" multiport valve - Configuration 3	76148	6	-	0.079
2" multiport valve - Configuration 3	76149	6	-	0.079
1½" and 2" multiport valve with filter connections - WHITE				
1½" multiport valve - Configuration 3	74999	6	13	0.079
2" multiport valve - Configuration 3	76146	6	24	0.079
1½" multiport valve without filter connections - smooth unions				
1½" multiport valve - Configuration 3	75285	6	-	0.079
1½" multiport valve with filter connections - smooth unions - WHITE				
1½" multiport valve - Configuration 3	76147	6	13	0.079
1½" and 2" multiport valve without filter connections				
1½" multiport valve - Configuration 5	76150	6	13	0.079
2" multiport valve - Configuration 5	76151	6	13	0.079

CORRESPONDENCE CHART (VALVES COMPLETELY COMPATIBLE IN THE INSTALLATION)

CLASSIC PLUS CODE	CLASSIC CODE (discontinued)
73950	00599
74862	07444
76148	14909
76149	07441
74999	06563
76146	11156
75285	00598
76147	61306

Classic

- Manual multiport valves with six channels to carry out different functions in a hydraulic circuit.
- Its design, basically functional, offers a wide range of possibilities of connection to any installation, assuring perfect water-tightness and comfortable handling.



Classic

1 1/2" and 2" multiport valve with filter connections



	Code	Standard Pack	Standard weight in kg	Standard volume in m ³
1 1/2" NPT multiport valve - Configuration 3	06673-0700	6	15.5	0.079
2" NPT multiport valve- Configuration 3	09848	6	22.7	0.150
2" multiport valve - Configuration 3 (special distance between con. 270mm - for filter 08133)	21263	6	22.2	0.165



Classic

1 1/2" and 2" multiport valve



	Code	Standard Pack	Standard weight in kg	Standard volume in m ³
1 1/2" multiport valve - Configuration 1	00597	6	12.2	0.079
1 1/2" NPT multiport valve - Configuration 3	06595	6	12.1	0.079
2" NPT multiport valve - Configuration 3	07440	6	19.9	0.150



65216

Classic

2" TOP multiport valve



DESCRIPTION

6-way TOP multiport valve for residential pools. Body, cover and handle injected in ABS.

	Code	Standard Pack	Standard weight in kg	Standard volume in m ³
Top 1 1/2" Multiport valve	65216	6	14.6	0.123
Top 2" Multiport valve	22490	1	3.45	0.028
2" TOP multiport valve NPT	22492	1	3.45	0.028



22490

New Generation

- Manual multiport valves which incorporate a bayonet closing system (replacing bolts).
- This eases dismantling for maintenance and prevents rust.
- The range includes the 1½" and 2" versions, including a "Top Eco" version available in 1½".

New generation

Selector valve with coupling to filter



	Code	Standard Pack	Standard weight in kg	Standard volume in m³
Configuration 3 - 1½"	20569	6	14.0	0.079
Configuration 3 - 2"	28512	6	26.4	0.165
Configuration 3 - 1½" NPT	22355	6	14.0	0.079
Configuration 3 - 2" NPT	30788	6	26.4	0.165
Configuration 3 - 2" (special distance between con. 270mm - for filter 08133)	59968	6	24.6	0.165

New generation

1½" and 2" multiport valve



	Code	Standard Pack	Standard weight in kg	Standard volume in m³
Multiport valve 1½" - Configuration 3	20043	6	11.5	0.079
Multiport valve 2":				
Configuration 1	28509	6	22.3	0.165
Configuration 2	28510	6	22.3	0.165
Configuration 3	28511	6	22.3	0.165
Configuration 4	28513	6	22.3	0.165
Configuration 5	28514	6	22.3	0.165
Multiport valve 1½" NPT - Configuration 3	22356	6	11.5	0.079
Multiport valve 2" NPT - Configuration 3	30795	6	22.3	0.165

New generation

1½" and 2" multiport valve. Top Config.



	Code	Standard Pack	Standard weight in kg	Standard volume in m³
Top 1½" Multiport valve	20565	6	12.10	0.079
Top 2" Multiport valve	33968	1	3.95	0.028
Top 1½" NPT Multiport valve	22358	6	12.10	0.079
Top 1½" Multiport valve (for Aster filter)	31993	6	11.8	0.124
Top 2" Multiport valve (for Aster filter)	33969	1	3.85	0.028

New generation

1½" multiport valve. Top ECO version



DESCRIPTION

6-way multiport valve for above ground pool filters where the pressure does not exceed 1.5 bar, of maximum diameter 380 mm. Bayonet closing system.

	Code	Standard Pack	Standard weight in kg	Standard volume in m³
1½" multiport valve. Top ECO version	32583	6	8.83	0.082

Flat

- Multiport valve which features a special compact look thanks to its single-level design (compared to the normal twin-level set-up in other multiport valves).
- This reduced size makes the equipment especially suitable in installations where space is at a premium, such as in filter housing or monoblocks.



Flat

1½" lateral multiport valve with filter connections



	Code	Standard Pack	Standard weight in kg	Standard volume in m³
Configuration 3	34543	6	9.3	0.08



Flat

1½" lateral multiport valve - Flat



	Code	Standard Pack	Standard weight in kg	Standard volume in m³
Configuration 3 (bottom port threaded)	34544	6	9.3	0.08
Configuration 3 (bottom port solvent socket)	34545	6	9.3	0.08



Flat

1½" TOP multiport valve - Flat



	Code	Standard Pack	Standard weight in kg	Standard volume in m³
	34546	6	9.3	0.08

Magnum

- Specially designed to support high working pressures and connection to large filters which require special connections.
- Choose from the models offered: 2 ½", 3" and 4" multiport valves.

Magnum

2 ½" multiport valve with filter connections



DESCRIPTION

Multiport valve with filter connections.

	Code	Standard Pack	Standard weight in kg	Standard volume in m³
2 ½" multiport valve - Configuration 3	24837	1	9.5	0.060
2 ½" NPT multiport valve - Config. 3	24840	1	9.5	0.060



Magnum

2 ½" multiport valve



DESCRIPTION

Filter inlet from the side and outlet from the bottom. With threaded outlets.

	Code	Standard Pack	Standard weight in kg	Standard volume in m³
2 ½" multiport valve - Configuration 3	24838	1	8.2	0.061
2 ½" NPT multiport valve - Config. 3	24839	1	8.2	0.061



Magnum

3" multiport valve



DESCRIPTION

Side mounted multiport valve for connecting to filters. Body and cover injected in ABS with fiberglass. Handle injected in ABS. Sealing system by stainless steel screws. Supplied with two plugs so that the customer can adapt the valve to the most suitable configuration.

	Code	Standard Pack	Standard weight in kg	Standard volume in m³
3" multiport valve	28515	1	9.8	0.064
3" NPT multiport valve	30798	1	9.8	0.064



MULTI-PORT VALVES

VRAC Flat

1½" automatic multiport system valve



DESCRIPTION

Basic automatic multiport valve model that stands out for its easy operation.

Voltage 230/115 volts. Controls filtration, backwashing, rinsing and emptying.

	Code	Standard Pack	Standard weight in kg	Standard volume in m³
TOP 1½ multiport valve with actuator	43512	1	4.1	0.02
SIDE 1½ multiport valve with actuator	43513	1	3.9	0.02

VRAC III

automatic multiport valve



DESCRIPTION

Improved automatic multiport valve operated via button keypad. It makes possible to control filtration, backwashing, rinsing, emptying, recirculation and closed positions.

NEW in 2021!

Better features to the automatic multiport valve replacing the pressure switch for an analog pressure sensor.

- Easy program of the pressure set point for backwashing - Pressing a button.
- Avoid corrosion - No metallic elements.
- Friendly set up Fluidra Connect Box - System VRAC Basic III
- Adaptable: For using in all devices with a media filter, and it is quick and easy to install.
- Comfort: With a simple programming using the keypad, you will receive a fully automated filtration for your pool.
- Hygiene: You will obtain an optimal water quality for swimming, optimizing the wash cycles (daily, weekly or by pressure monitoring).
- Safety: The automatic valve continuously monitors the filtration system and the valve, thus preventing potential breakdowns. New power surge protection. Spring coated to prevent rusting.

LED lights for quick look of basic information.

	Code	Standard Pack	Standard weight in kg	Standard volume in m³
Basic 1½" side mounted, Config. 3	72433	1	4.27	0.023
Basic 2" side mounted, Config. 3	72434	1	5.75	0.033



A multiport safety valve
(code 41898 or 41899)
is recommended.

Substituted codes:

72433 in substitution of
70768 and 57186.

72434 in substitution of
70769 and 57187

Hydraulic safety valve



DESCRIPTION

The 1½" hydraulic safety valve in the drain is specially designed for installation in the drain outlet of an automatic multiport valve on a pool sand filter.

Using it prevents water loss when the valve changes its working position or when the electricity flow fails and the valve remains in a position in which it could empty the pool.

It is recommended in installations with SYSTEM VRAC multiport valves.

	Code	Standard Pack	Standard weight in kg	Standard volume in m³
With 50 mm straight double connection	41898	2	1.8	0.02
With 1½" BSP double pipe connection	41899	2	1.8	0.02

Gauge panel unit



DESCRIPTION

Including air vents.

	Code	Standard Pack	Standard weight in kg	Standard volume in m ³
With pressure gauges 3 kg/cm ²	00729	1	1	0.007
With pressure gauges 6 kg/cm ²	00730	1	1	0.007

OC-1 filtration media



DESCRIPTION

OC-1 filtration load: The future of pool filtration

OC refers to Open Cell and OC-1 is a mechanical filter that uses open-cell filtration technology to filter water with a high quality, increasing the water saving and energy potential. The filtration media is an extruded plastic compound comprising a base of High Density Polyethylene with Calcium Carbonate.

- Saves water: exclusive filtration method that reduces water consumption by more than 40%.
- Saves power: lets you use a smaller pump or lower the power to get the same flow you would with traditional filtration media.
- Saves time: OC-1 reduces backwash frequency to less than a third of traditional methods, meaning more leisure time for you.
- The OC-1 media has been tested in accordance with current European standard EN16713-1.

	Code	Standard Pack	Standard weight in kg	Standard volume in m ³
OC-1 50L filtration media bag	69752	1	9.0	0.05
OC-1 20L filtration media bag	69753	1	3.6	0.02

Active Clear Glass



DESCRIPTION

AstralPool sells Active Clear Glass filtration material.

Active Clear Glass has the following benefits:

- More efficient and ecological filtration with water and energy savings.
- Higher filtration capacity with a cleaner bed that traps bacteria.

	Code	Standard Pack	Standard weight in kg	Standard volume in m ³
Granulometry				
0.5 mm - 1.0 mm	57011	1	25.0	0.667
1.0 mm - 3.0 mm	57012	1	25.0	0.667
3.0 mm - 7.0 mm	57013	1	25.0	0.667

TECHNICAL FEATURES

		% Volume of the filter bed		
	Code	Range	Filters D < 900 mm	Filters D > 900 mm
Range1	57011	0.5 - 1.0 mm	0.8	0.6
Range2	57012	1.0 - 3.0 mm	0	0.2
Range3	57013	3.0 - 7.0 mm	0.2	0.2

Silex



DESCRIPTION

Other silex grades available to order.

25 Kg bag.

	Code	Standard Pack	Standard weight in kg	Standard volume in m ³
Granulometry 0.4 - 0.8 mm	00596	1	25	0.667

Gravel



DESCRIPTION

Please ask for a quotation for other grades.

25 Kg bag.

	Code	Standard Pack	Standard weight in kg	Standard volume in m ³
Granulometry 1 - 2 mm	10697	1	25	0.667
Granulometry 3 - 5 mm	11346	1	25	0.667

Anthracite




DESCRIPTION

Please ask for a quotation for other grades.

25 Kg bag.

	Code	Standard Pack	Standard weight in kg	Standard volume in m ³
Granulometry 0.8 - 1.6 mm	03696	1	25	0.8

Zeolite



DESCRIPTION

Natural porous material that has higher filtration qualities than the normal substrate. It can be compared to that of diatoms, at a much more competitive price and longer duration.

	Code	Standard Pack	Standard weight in kg	Standard volume in m ³
Zeolite standard 0.5 - 1 mm	25845	1	25	-
Zeolite standard 1-2 mm	25846	1	30	0.023
Zeolite standard 2-5 mm	25847	1	30	0.023

Diatomaceous earth



	Code	Standard Pack	Standard weight in kg	Standard volume in m ³
Celatom FW-60. 20 Kgs bag	03247	1	20	0.60
Celite 545. 23 Kgs bag	03246	1	23	0.60



FILTERS

A COMPLETE FILTRATION RANGE

> A FILTER FOR EVERY POOL

Central component of the filtration system, **the filter contains a filtration medium (that may be sand, glass, cartridge or another material, depending on the filter type)**. So, debris and impurities are trapped in the filter tank.

An efficient filtration system is **essential for the effectiveness of water treatment**.

Zodiac® offers 2 filter ranges to best meet varying user needs:

> CS CARTRIDGE FILTERS

- + very compact filters that can be installed in confined technical rooms
- + ultra-fine filtration up to 15-20 µm for translucent water
- + saves water during maintenance (no backwash)
- + no need to connect to the drain

3 YEAR
WARRANTY
ALL PARTS

5 YEAR
WARRANTY
ON TANKS


ALL TYPES OF
SWIMMING
POOLS


FINE
FILTRATION


ECO
FRIENDLY


Water
Conservation

> MS MEDIA FILTERS

- + long-lasting glass-fibre reinforced polyester filters
- + designed to work with sand and filtration glass (Crystal Clear)
- + easy maintenance

3 YEAR
WARRANTY
ALL PARTS

10 YEAR
WARRANTY
ON TANKS


ALL TYPES OF
SWIMMING
POOLS


EASY
MAINTENANCE



CS

**Eco-friendly cartridge filters
for fine filtration**



MS

**Simple and long-lasting
sand filters**

COMPARATIVE TABLE OF THE RANGE

	CS	MS
Warranty	5 years (tank) / 3 years	10 years (tank) / 3 years
Easy installation	Yes (VersaPlumb® kit)	-
Filtration medium	CS cartridge	Glass or sand
Filtration level	15 - 20 microns	20 - 50 microns
Number of models	2	5
Footprint	37 cm	47-95 cm
Max. pool volume	170 m³	200 m³
Pressure gauge	Yes	Yes
Multiway valve	N / A	Yes
Drain	Yes (+ connection kit)	Yes, double (media + water)



FILTERS

CS



3 YEAR
WARRANTY



5 YEAR
WARRANTY
ON TANK



- + Ultra fine filtering
- + Easy maintenance and water savings
- + Adapted to any pool pad

ACCESSORIES INCLUDED IN THE PACK

				
15-20 µm filtering cartridge	63/50mm union tailpieces	63/50mm union tailpieces	Pressure gauge	Air relief

OPTIONAL ACCESSORIES

ASSOCIATED PRODUCTS

VersaPlumb® Kit	Cartridge CS 100	Cartridge CS 150
WF000026	R0462201	R0462301

PRODUCT REFERENCES

Model	CS 100	CS 150
Standard Model	WF000024	WF000025

DESCRIPTION

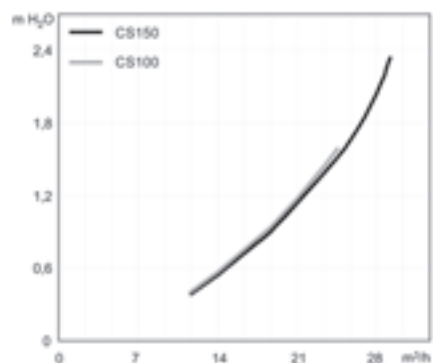
Model	CS 100	CS 150
Tank material	Fiber glass reinforced polypropylene	
Pressure gauge position	Onto the top cover	
Connections	63/50mm union tailpieces	
Drain	63mm, 63/50mm plumbing kit provided	

TECHNICAL SPECIFICATIONS

Model	CS 100	CS 150
Filtration capacity m ³ (6 h/day)	130	170
Max flow rate (m ³ /h)	22.7	28.4
Filtering area (m ²)	9.3	14
Cartridge layers number	143	215
Filtration speed (m ³ /h/m ²)	2.4	2.1
Filtration speed at 1 m/s	0.64 m ³ /h/m ²	
Working pressure (bar or kg/cm ²)	0.2 - 0.8 (variable speed pump); 0.4 - 1.2 (single speed pump)	
Maximum pressure (bar or kg/cm ²)	3.5	

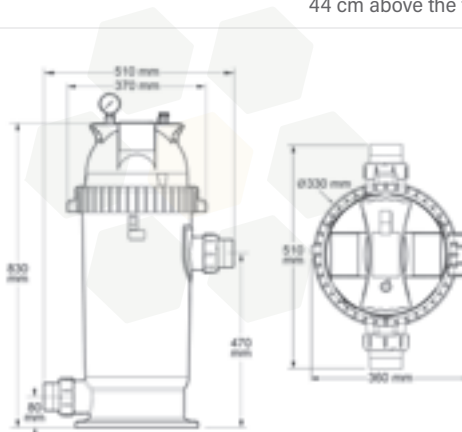
PERFORMANCE

- CS filter head losses expressed in meters of water: 1 m H₂O = 0.1 bar



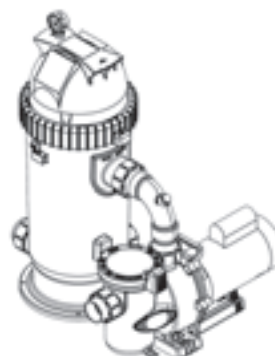
DIMENSIONS AND WEIGHT

Model	CS 100	CS 150
Weight (filter + cartridge)	14 kg	13 kg
Footprint (filter foot diameter)	33 cm	
Overall height (with pressure gauge)	92 cm	
Needed clearance (to replace cartridge)	44 cm above the filter	



INSTALLATION

- Optional Versa Plumb® kit allows a quick, compact and efficient connection between CS filter and any Zodiac FloPro™ pump.
- The Versa Plumb® sweep elbow is equipped with a 1/2" thread to install an earthing anode for example (see earthing anode kit in Water Treatment pages - part R0673800).



FILTERS

MS



3 YEAR
WARRANTY



10 YEAR
WARRANTY
ON TANK



- + Easy to install
- + Efficient filtration
- + Easy maintenance

ACCESSORIES INCLUDED IN THE PACK



"Classic" multiport valve kit



Pressure gauge & air relief kit



Bolts kit



Media filling cap

ASSOCIATED PRODUCTS

Crystal Clear
0,7/1,3 mm - Glass media

WF000063

Crystal Clear
1,0/3,0 mm - Glass media

WF000064

PRODUCT REFERENCES

Model	MS 470	MS 530	MS 650	MS 800	MS 950
Standard Model	WF000094	WF000095	WF000096	WF000097	WF000098

DESCRIPTION

Model	MS 470	MS 530	MS 650	MS 800	MS 950
Tank material	Fiberglass reinforced polyester				
Multiport valve	6-way side mount valve (filtration, backwash, rinse, drain, circulation, closed)				
Pressure gauge position	Onto the top cover using a T-shape adaptor threaded into the lid				
Connections	All connections are threaded for an easy maintenance (multiport valve & piping)				
Drain	3/8" (water) / 2 1/2" (filter media, except for MS 470)				

TECHNICAL SPECIFICATIONS

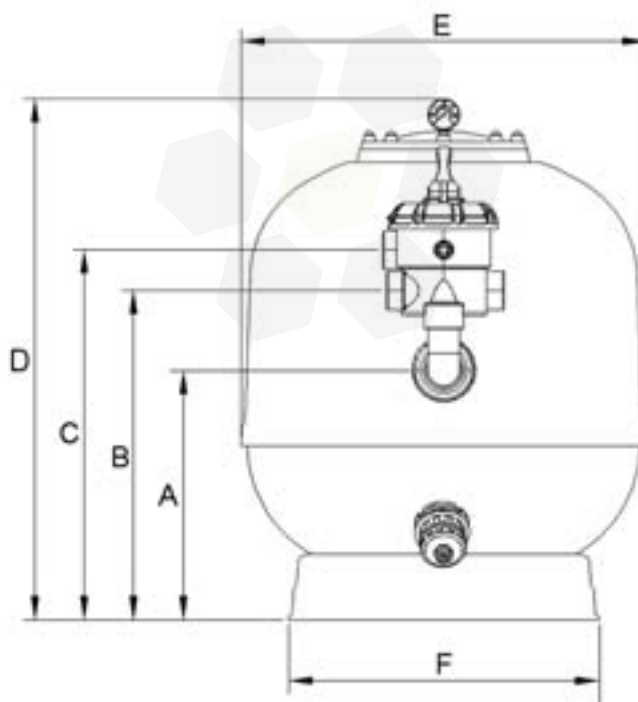
Model	MS 470	MS 530	MS 650	MS 800	MS 950
Tank diameter (mm)	475	532	645	798	950
Max flow rate (m³/h)*	8	10	16	23.5	33
Filtration area (m²)	0.16	0.2	0.32	0.47	0.66
Filtration capacity m³ (6h/day)	48	60	96	140	200
Diameter of threaded connections	1 ½"			2"	
Working pressure (bar or kg/cm²)	0.2 - 0.8 (variable speed pump); 0.4 - 1.4 (single speed pump)				
Maximum pressure (bar or kg/cm²)	2.5				
Total weight of Crystal Clear	75	90	135	270	420
Nbr of bags - Crystal Clear 1.0/3.0 mm	1			2	3
Nbr of bags - Crystal Clear 0.7/1.3 mm	4	5	8	16	25
Total weight of sand	85	100	160	305	460

* : For a 50 m³/h/m² filtration speed

DIMENSIONS AND WEIGHT

Model		MS 470	MS 530	MS 650	MS 800	MS 950
Clearance below valve*		310	320	375	390	420
A (mm)		340	350	405	430	460
B (mm)		465	475	530	660	690
C (mm)		529	539	594	736	766
D (mm)		705	745	815	984	1027
E external (mm)		475	532	645	798	950
E internal (mm)		450	510	635	770	920
F (mm)		347	400	490	625	705
Valve connections	Height spacing	64	64	64	76	76
	Width spacing	74	74	74	79	79
	Threaded ports	1½"	1½"	1½"	2"	2"
Complete filter net weight (kg)		15 kg	18 kg	21 kg	36 kg	58 kg

* : Clearance below multiport valve elbow pipe to show clearance for pump installation



FILTERING MEDIA

Crystal Clear



- + Optimum filtration efficiency
- + Long lasting : lasts 3 times longer than sand
- + Eco-friendly : up to 75% water savings



ASSOCIATED PRODUCTS

MS filter	Hydroxinator® iQ	Hydroxinator®
WF000094/95/96/97/98	WW000172/173/174/175	(old model)

PRODUCT REFERENCES

Model	Crystal Clear 0,7/1,3 mm	Crystal Clear 1,0/3,0 mm
Standard Model	WF000063	WF000064

DESCRIPTION

Model	Crystal Clear 0,7/1,3 mm	Crystal Clear 1,0/3,0 mm
Contents	Filtering medium made of 100% pure glass crystals	
Form	Translucent	
Dosage	Total weight in the filter : 10% less than the equivalent in sand 1,0/3,0mm : sufficient to cover the filter laterals 0,7/1,3 mm : in addition, to make up the total weight	
Filtration efficiency	77,9% turbidity reduction*	
Bag dimensions (l x h)	45 x 65 cm	
Bag net weight	15 kg (= shipping unit, skus can be mixed on a pallet)	

* Turbidity reduction test carried in a lab with Crystal Clear fine, under EN 16713-1 standard (test §7.2.4). Regulatory requirement is 50% min.



COMMERCIAL SOLUTIONS

FILTRATION

124 LAMINATED FILTERS

- 124 Artic & Artic Plus filters
- 126 Delta filters
- 128 Norma filters
- 130 Begur filters
- 132 Blanes filters
- 134 Vesubio filters
- 136 Europe 1.0 filters
- 138 Europe 1.2 filters

140 BOBBIN WOUND FILTERS

- 140 Praga filters
- 142 Vic filters
- 144 Oslo filters
- 146 Olot filters
- 148 Rodas 1050 - 1200 filters
- 150 Rodas 1400 - 1600 - 1800 filters
- 152 Rodas 2000 - 2350 filters
- 154 Rodas 2500 filters
- 156 Berlin filters

158 COMMERCIAL POOL FILTRATION

- 158 Coding
- 158 Head loss curve

159 FILTER MEDIA

- 159 Vertical Filter Media
- 161 Horizontal Filter Media

162 VALVES MANIFOLD

- 162 Valves manifold
- 163 Valves manifold Codification

164 REGENERATIVE MEDIA FILTERS

LAMINATED FILTERS

ARTIC & ARTIC PLUS FILTERS



Bed depth 1 m or 1.2 m

Maximum pressure:
2.5 kg/cm².



Complies with Standard
EN 16713-1

- According EN 16713-1.
- Filters are made of polyester resin and fibreglass.
- Equipped with pressure gauge, and water purge valves.
- Maximum temperature 50°C.

BED DEPTH 1 M. / DEPTH 1.2 M.

Ø Internal diameter	Filtration Area	Filtration velocity	Recommended flow	Outlet Ø	Code filter	
					ARTIC Bed depth 1 m	ARTIC PLUS Bed depth 1.2 m
mm	m ²	m ³ /h/m ²	m ³ /h/m ²	In		
500	0.19	50	10	1½"	34029-0100	-
650	0.33	50	17	1½"	34030-0100	36053
800	0.50	50	25	2"	34031-0100	36054
950	0.70	50	36	2½"	41187	41373
1050	0.86	50	44	3"	41188	36055
1200	1.13	50	57	4"	41189	36056

The filter code does not include filter media

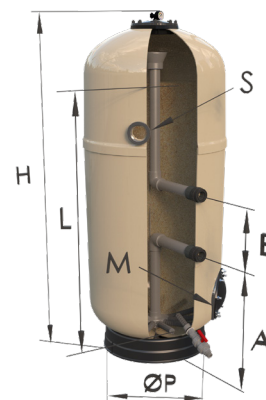
LAMINATED FILTERS

ARTIC & ARTIC FILTERS



TECHNICAL FEATURES

Filter Media Loads
on page 160



FILTRATION

STANDARD EQUIPMENT		Filter with laterals	Pressure (bar)
Collector system	0.3 mm slots	Ø 500 - Ø 1200	2.5
Air relief	1/4"	Ø 500 - Ø 1200	2.5
Sand drain	Ø 200	Ø 1000 - Ø 1200	2.5
Water drain	1"	Ø 500 - Ø 950	2.5
	2.5" - 1/4"	Ø 1000 - Ø 1200	2.5
Top manhole	Ø 200	Ø 500 - Ø 950	2.5
	Ø 400	Ø 1000 - Ø 1200	2.5

OPTIONS TABLE		Ø (mm)
Nozzle plate	0.5 mm slots	Ø 650 - Ø 1200
Lateral manhole ⁽¹⁾	Ø 400	Ø 1050 - Ø 1200
Sight glass ⁽²⁾	Ø 90	Ø 500 - Ø 1200
Vinylester. Ozone use ⁽³⁾		Ø 500 - Ø 1200
Use with salt water ⁽⁴⁾		Ø 500 - Ø 1200
Use with drinking water ⁽⁵⁾		Ø 500 - Ø 1200
UV resistant. Outdoor use		Ø 500 - Ø 1200

⁽¹⁾ This option replaces sand drain Ø 200.

⁽²⁾ More than one Sight Glass can be placed. The vertical position is standard and the center of the sight glass is placed at the height of the depth bed. The position for the connections can vary and, by default, it is placed 45° left to the connections.

⁽³⁾ Maximum concentration of ozone 0.5 ppm in the water and maximum temperature 40°.

⁽⁴⁾ Maximum allowed concentration of salt 45 gr/l (seawater).

⁽⁵⁾ A certificate of the material suitable for use with drinking water is included.

ARTIC - BED DEPTH 1 M.

Ø (mm)	A (H) (mm)	B (M) (mm)	H (mm)	L (mm)	Ø P (mm)	Net Weight kg	Standard Volume m ³	Weight in service kg
500	780	125	1650	1000	400	60	1.3	465
650	775	125	1700	1000	490	65	1.34	620
800	685	230	1750	1000	625	70	1.67	975
950	655	270	1760	1000	705	109	2.3	1400
1050	630	270	1895	1000	775	135	2.42	1550
1200	665	270	1970	1000	940	155	3.65	2260

ARTIC PLUS - BED DEPTH 1,2 M.

(mm)	(mm)	(mm)	(mm)	(mm)	(mm)	kg	m ³	kg
650	730	125	1900	1200	490	75	80	800
800	670	230	1950	1200	625	90	95	1250
950	665	270	1960	1200	705	131	136	1770
1050	665	270	2145	1200	775	135	145	1915
1200	665	270	2170	1200	940	210	220	2860

LAMINATED FILTERS



DELTA FILTERS



- According EN 16713-1.
- Filters are made of polyester resin and fibreglass.
- Equipped with pressure gauge, and water purge valves.
- Maximum temperature 50°C.
- Maximum pressure 2,5 bar.
- Colour RAL 1024.

					BED DEPTH 1 M. / DEPTH 1.2 M.			
Ø Internal diameter	Filtration Area	Filtration velocity	Recommended flow	Outlet Ø	Code filter			
mm	m ²	m ³ /h/m ²	m ³ /h/m ²	In	Bed depth 1 m		Bed depth 1.2 m	
					Filter with laterals	Filter with nozzle plate	Filter with laterals	Filter with nozzle plate
500	0.19	40	8	1 ½"	58682			
650	0.33	40	13.3	1 ½"	36676	36684	36680	36688
800	0.50	40	20.1	2"	36677	36685	36681	36689
1000	0.86	40	31.4	2 ½"	36678	36686	36682	36690
1200	1.13	40	45.2	Ø 90	36679	36687	36683	36691

The filter code does not include filter media



Complies with Standard
EN 16713-1

Bed depth 1 m or 1.2 m

Maximum pressure:
2.5 kg/cm².

LAMINATED FILTERS

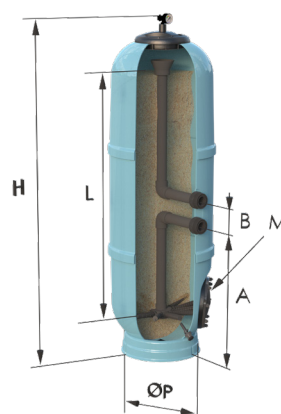
DELTA FILTERS



TECHNICAL FEATURES

Filter Media Loads
on page 160

FILTER WITH
LATERALS



STANDARD EQUIPMENT		Filter with laterals 0,3 mm	Filter with nozzle plate 0,5 mm slots	Pressure (bar)
Lateral Manhole	DN200	Ø 500 - Ø 1200		2.5
Sight Glass	Ø 90	Delta 1200 (Ø 650 - Ø 1200)		2.5
Top manhole	Ø 200	Ø 500 - Ø 800		2.5
	Ø 400	Ø 1000 - Ø 1200		2.5
Air relief	1/4"	Ø 500 - Ø 800		2.5
	3/4"	Ø 1000 - Ø 1200		2.5
Water drain	1/4"	Ø 500 - Ø 1200		2.5

OPTIONS TABLE		Ø (mm)
Sightglass (1)	Ø 90	Delta 1000 (Ø 500 - Ø 1200)
Vinylester. Ozone use (2)		500 - 1200
Use with salt water (3)		500 - 1200
Use with drinking water (4)		500 - 1200

(1) More than one Sight Glass can be placed. The vertical position is standard and the center of the sight glass is placed at the height of the depth bed. The position for the connections can vary and, by default, it is placed 45° left to the connections.

(2) Maximum concentration of ozone 0.5 ppm in the water and maximum temperature 40°.

(3) Maximum allowed concentration of salt 45 gr/l (seawater).

(4) A certificate of the material suitable for use with drinking water is included.

DELTA 1000 - BED DEPTH 1 M.

Ø (mm)	A (mm)	B (mm)	H (mm)	L (mm)	Ø P (mm)	Net Weight		Standard Volume m³	Weight in service kg
						Filter with laterals	Filter with nozzle plate		
						kg			
500	690	125	1680	1000	400	45	-	1.34	530
650	740	125	1702	1000	490	80	94	1.34	700
800	715	230	1749	1000	625	90	111	1.71	1100
1000	785	270	1840	1000	890	125	155	2.16	1750
1200	800	300	1915	1000	1145	150	190	3.29	2550

DELTA 1200 - BED DEPTH 1.2 M.

Ø	A	B	H	L	Ø P	Filter with laterals	Filter with nozzle plate	Standard Volume	Weight in service
(mm)	(mm)	(mm)	(mm)	(mm)	(mm)	kg		m³	kg
650	740	125	1920	1200	585	100	114	1.5	800
800	715	230	1995	1200	700	110	131	1.94	1250
1000	785	270	2010	1200	890	120	150	2.31	1915
1200	800	300	2150	1200	1145	160	200	3.54	2860

LAMINATED FILTERS



NORMA FILTERS



- Designed following the guidelines of the standards DIN 19605/19643.
- According EN 16713-1.
- Filters are made of polyester resin and fibreglass.
- Equipped with pressure gauge, and water purge valves.
- Maximum temperature 50°C.
- Bed depth 1,2 m.
- Fiberglass polyester flanges.
- Hardware stainless steel AISI 316.



Bed depth 1.2 m

Maximum pressure:
2.5 kg/cm².



Complies with Standard
EN 16713-1

						BED DEPTH 1 M.
Ø Internal diameter	Filtration Area	Filtration velocity	Recommended flow	Outlet Ø		Code filter ⁽¹⁾
				Upper	Lower	
				mm	m²	m³/h/m²
650	0.33	30	10	90	75	08142P
800	0.50		15	90	75	08143P
1000	0.80		23	140	110	08144P
1200	1.13		33	140	140	08145P

(1) The filter code does not include filter media or valve manifold

LAMINATED FILTERS

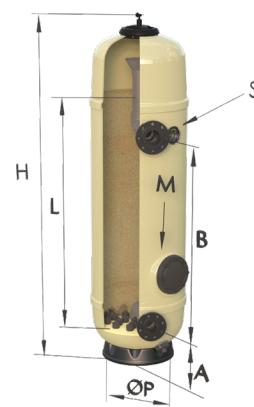
NORMA FILTERS



TECHNICAL FEATURES

Filter Media Loads
on page 160

FILTER
WITH NOZZLE
PLATE



STANDARD EQUIPMENT

Filter with nozzle plate

Pressure (bar)

Nozzle plate	0,5 mm slots	Ø 650 - Ø 1200	2.5
Lateral manhole	Ø 200	Ø 650 - Ø 800	2.5
Sight glass	Ø 90	Ø 1000 - Ø 1200	2.5
Air relief	2"	Ø 650 - Ø 1200	2.5
Water drain	2.5" - 1/4"	Ø 650 - Ø 1200	2.5
Top manhole	Ø 200	Ø 650 - Ø 1200	2.5

OPTIONS TABLE

Ø (mm)

Vinylester. Ozone use ⁽¹⁾	Ø 650 - Ø 1200
Use with salt water ⁽²⁾	Ø 650 - Ø 1200
Use with drinking water ⁽³⁾	Ø 650 - Ø 1200

⁽¹⁾ Maximum concentration of ozone 0.5 ppm in the water and maximum temperature 40°.

⁽²⁾ Maximum allowed concentration of salt 45 gr/l (seawater).

⁽³⁾ A certificate of the material suitable for use with drinking water is included.

Ø (mm)	A (H) (mm)	B (M) (mm)	H (mm)	L (mm)	Ø P (mm)	Net Weight kg	Standard Volume m ³	Weight in service kg
650	320	1330	2480	1200	585	100	1.33	845
800	320	1330	2480		700	125	2	1490
1000	340	1640	2490		890	145	3	2190
1200	400	1200	2640		1145	177	5.5	3320

LAMINATED FILTERS

ASTRALPOOL

BEGUR FILTERS



- Designed following the guidelines of the standards DIN 19605/19643.
- Filters are made of polyester resin and fibreglass.
- Equipped with pressure gauge, and water purge valves.
- Nozzle plate included with 65 nozzles/m².
- Maximum temperature 50°C.
- Bed depth 1,2 m.
- Freeboard 0,5 m.
- Fibreglass polyester flanges.
- Colour RAL 5015.
- Hardware stainless steel AISI 316.

Bed depth 1.2 m

Maximum pressure:
2.5 kg/cm².

Ø Internal diameter	Filtration Area	Filtration velocity	Recommended flow	Input connection	Output connection	Code filter ⁽¹⁾	
						Outlet water under nozzle plate	
mm	m²	m³/h/m²	m³/h/m²	mm		Monolayer (1 sight glass)	Multilayer (2 sight glasses)
650	0.33	20	7	90	75	66033	66033
		30	10			126 000	127 000
800	0.5	20	10	110	90	66034	66034
		30	15			126 000	127 000
1000	0.86	20	16	140	110	66035	66035
		30	23			126 000	127 000
1200	1.13	20	23	160	140	66036	66036
		30	34			126 000	127 000

(1) Example of Interpretation of the code: 66033 126 000
The filter code does not include filter media

LAMINATED FILTERS

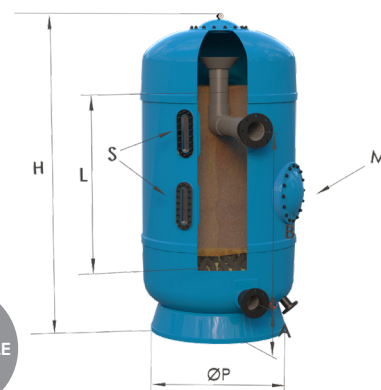
BEGUR FILTERS



TECHNICAL FEATURES

Filter Media Loads
on page 160

FILTER
WITH NOZZLE
PLATE



STANDARD EQUIPMENT

Filter with nozzle plate

Pressure (bar)

Nozzle plate	0.5 mm slots	Ø 650 - Ø 1200	2.5
Lateral manhole	Ø 200	Ø 650	2.5
	Ø 400	Ø 800 - Ø 1200	2.5
Sight glass	50 x 300 mm	Ø 650 - Ø 1200	2.5
Air relief	1/4"	Ø 650 - Ø 1200	2.5
Water drain	3/4"	Ø 650 - Ø 1200	2.5
Airscouring connection	DN50	Ø 650 - Ø 1200	2.5
Top manhole	Ø 200	Ø 650 - Ø 800	2.5
	Ø 400	Ø 1000 - Ø 1200	2.5

OPTIONS TABLE

Ø (mm)

Vinylester. Ozone use ⁽¹⁾	Ø 650 - Ø 1200
Use with salt water ⁽²⁾	
Use with drinking water ⁽³⁾	

⁽¹⁾ Maximum concentration of ozone 0.5 ppm in the water and maximum temperature 40°.

⁽²⁾ Maximum allowed concentration of salt 45 gr/l (seawater).

⁽³⁾ A certificate of the material suitable for use with drinking water is included.

Ø (mm)	A (H) (mm)	B (M) (mm)	H (mm)	L (mm)	Ø P (mm)	Net Weight kg	Standard Volume m³	Weight in service kg
650	270	1400	2411	1200	580	110	1.88	845
800	270		2442		700	150	2.70	1490
1000	355		2617		890	160	4.30	2190
1200	385		2752		1085	180	4.98	3320

LAMINATED FILTERS



BLANES FILTERS



- Designed following the guidelines of the standards DIN 19605/19643.
- Filters are made of polyester resin and fibreglass.
- Equipped with pressure gauge, and water purge valves.
- Nozzle plate included with 65 nozzles/m².
- Maximum temperature 50°C.
- Bed depth 1,2 m.
- Freeboard 0,5 m.
- Fibreglass polyester flanges.
- Colour RAL 5015.
- Hardware stainless steel AISI 316.



Bed depth 1.2 m

Maximum pressure:
2.5 kg/cm².

Ø Internal diameter	Filtration Area	Filtration velocity	Recommended flow	Input connection	Output connection	Code filter*	
						Outlet water under nozzle plate	
mm	m²	m³/h/m²	m³/h/m²	mm		Monolayer (1 sight glass)	Multilayer (2 sight glasses)
1400	1.54	20	31	160	140	66037	66037
		30	46			126 000	127 000
1600	2.01	20	40	160	160	66038	66038
		30	60			126 000	127 000
1800	2.54	20	51	200	160	66039	66039
		30	76			126 000	127 000
2000	3.14	20	63	200	200	66040	66040
		30	94			126 000	127 000

(1) Example of Interpretation of the code: 66037 126 000
The filter code does not include filter media

LAMINATED FILTERS

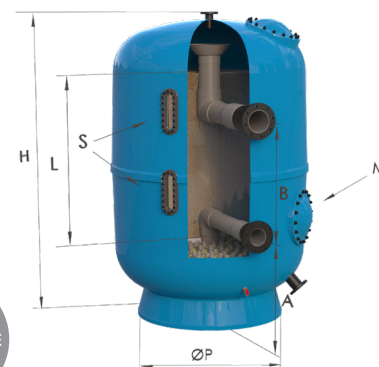
BLANES FILTERS



TECHNICAL FEATURES

Filter Media Loads
on page 160

FILTER
WITH NOZZLE
PLATE



STANDARD EQUIPMENT

Filter with nozzle plate

Pressure (bar)

Nozzle plate	0.5 mm Slots	Ø 1400 - Ø 2000	2.5
Lateral manhole	Ø 400 mm		
Sight glass	50 x 300 mm		
Air relief	DN50		
Water drain	3/4"		
Airscouring connection	DN80		
Top manhole	Ø 400 mm		

OPTIONS TABLE

Ø (mm)

Vinylester. Ozone use ⁽¹⁾	Ø 1400 - Ø 2000
Use with salt water ⁽²⁾	
Use with drinking water ⁽³⁾	

⁽¹⁾ Maximum concentration of ozone 0.5 ppm in the water and maximum temperature 40°.

⁽²⁾ Maximum allowed concentration of salt 45 gr/l (seawater).

⁽³⁾ A certificate of the material suitable for use with drinking water is included.

Ø (mm)	A (H) (mm)	B (M) (mm)	H (mm)	L (mm)	Ø P (mm)	Net Weight kg	Standard Volume m³	Weight in service kg
1400	915	1000	2650	1200	1085	220	7.85	4470
1600	915		2738		1230	280	9.40	5890
1800	915		2800		1370	340	12.40	7600
2000	960		2880		1560	435	15.49	9455

LAMINATED FILTERS



VESUBIO FILTERS



- Made of polyester resin and fibreglass.
- Equipped with pressure gauge, and manual air and water purge valves.
- Ø 400 mm top lid.
- Suitable for filtration velocity of 20, 30, 40 and 50 m³/h/m².
- All filters can be assembled with valve manifold.
- 2½" sand discharge outlet.
- Collector arms.



Bed depth 1 m

Maximum pressure:
2.5 kg/cm².

Does not include valve
manifold

Optional:
Standard American
sizes

Coding options
according to table on
page 158

					BED DEPTH 1 M.	
Ø Internal diameter	Filtration Area	Filtration velocity	Recommended flow	Connections Ø tube	Code filter ⁽¹⁾	Valve manifold Manual, 5-valve code for 1 filter
mm	m ²	m ³ /h/m ²	m ³ /h/m ²	mm	2.5 bar	
450	0.16	50	8	50	15785-0100	
500	0.19	50	10	50	19353-0100	
600	0.3	50	12	50	15786-0100	
750	0.44	50	22	63	15787-0100	
900	0.64	50	32	63	16574-0100	
				75	15788	
1050	0.87	20	17	63	41304	00769 VO 10
		30/40	25/34	75	41305	00771 VO 10
		50	43	90	41306	00776 VO 10
1200	1.13	20/30	22/33	75	41307	00771 VO 12
		40/50	45/56	90	41308	00776 VO 12
1400	1.54	20	30	75	41309	00771 VO 14
		30	46	90	41310	00776 VO 14
		40/50	61/77	110	41311	00780 VO 14
1600	2.01	20	40	90	41312	00776 VO 16
		30/40	60/80	110	41313	00780 VO 16
		50	100	125	41314	00785 VO 16
1800	2.54	20	50	90	41315	00776 VO 18
		30	76	110	41316	00780 VO 18
		40	101	125	41317	00785 VO 18
		50	125	140	41318	00789 VO 18
2000	3.14	20	62	110	41319	00780 VO 20
		30	94	125	41320	00785 VO 20
		40	125	140	41321	00789 VO 20
		50	157	160	41322	09177 VO 20

⁽¹⁾ The filter code does not include filter media or valve manifold

LAMINATED FILTERS

VESUBIO FILTERS

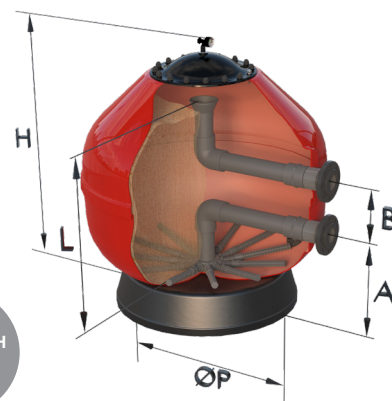


TECHNICAL FEATURES

Filter Media Loads
and Valve manifold
options on pages
160 and 163



FILTER WITH
LATERALS



STANDARD EQUIPMENT

Laterals slots 0.3 mm
Top manhole Ø 400
Sand drain 2 ½"
Water drain ¼"
Manual air relief ¼"

Filter with laterals

Ø 1050 - 2000
Ø 1050 - 2000
Ø 1050 - 2000
Ø 450 - 2000
Ø 450 - 2000

OPTIONS TABLE

Ø (mm)

Pressure (bar)

Lateral manhole Ø225 ⁽²⁾	1050-2000	2.5
Sight glass Ø75 ⁽⁵⁾	1050-2000	2.5
Vinylester. Ozone use ⁽⁴⁾	450-2000	2.5
Use with salt water ⁽⁵⁾	450-2000	2.5
Use with drinking water ⁽⁶⁾	450-2000	2.5
Top manhole Ø400	1050-2000	2.5

⁽²⁾ Recommendation: The lateral manhole option is for all filters with nozzle plate or with laterals, whose height (H) is higher than 2 m. The main reason is to facilitate the access to the interior without working at height. More than one lateral manhole can be installed. The distance between the inlet/outlet ports and the manhole is always the same, rotated 45° to the right by default. It can be modified as per your requirements.

⁽⁵⁾ More than one Sight Glass can be placed. The vertical position is standard and the center of the sight glass is placed at the level of the depth bed media, rotated 45° to the left of the inlet/outlet by default. It can be modified as per your requirements.

⁽⁴⁾ Maximum concentration of ozone 0.5 ppm in the water and maximum temperature 40°.

⁽⁵⁾ Maximum allowed concentration of salt 45 gr/l (seawater).

⁽⁶⁾ A certificate of the material suitable for use with drinking water is included.

Ø (mm)	A (H) (mm)	B (M) (mm)	H (mm)	L (mm)	Ø P (mm)	Net Weight kg	Standard Volume m³	Weight in service kg
450	265	125	725	375	347	16	0.2	
500	305		765	405	400	20	0.26	
600	325		865	445		23	0.36	
750	300	230	895	520	490	32	0.6	365
900	325	270	1080	655	625	48	1.003	632
1050	465	500	1545	1000	760	110	2.25	1630
1200	675		1730	1250	850	125	3.37	2220
1400	725		1845	1300	1085	152	4.41	3060
1600	710	570	1850	1400	1230	185	5.66	3930
1800	755		1915	1350	1370	257	7.40	5065
2000	775		2030	1420	1560	360	9.48	6360

LAMINATED FILTERS

EUROPE 1.0 FILTERS

- Made of polyester resin and fibreglass.
- Equipped with pressure gauge, and manual air and water purge valves.
- Ø 400 mm top lid.
- Suitable for filtration velocity of 20, 30, 40 and 50 m³/h/m².
- All filters can be assembled with valve manifold.
- Collector arms and optional nozzle plate.



Bed depth 1 m

Maximum pressure:
2.5 kg/cm² - 4 kg/cm²

Does not include valve
manifold

Optional:
Standard American
sizes

Coding options
according to table on
page 158

					BED DEPTH 1 M		
Ø Internal diameter	Filtration Area	Filtration velocity	Recommended flow	Connections Ø tube	Code filter ⁽¹⁾		Valve manifold Manual, 5-valve code for 1 filter
mm	m²	m³/h/m²	m³/h/m²	mm	2.5 bar	4 bar	
1050	0.87	20*	17	63	20070	34270	00769 EU 10
		30/40**	25/34	75	20071	34271	00771 EU 10
		50	43	90	20072	34272	00776 EU 10
1200	1.13	20/30	22/33	75	20068	34273	00771 EU 12
		40/50	45/56	90	20069	34274	00776 EU 12
		20	30	75	21497	34276	00771 EU 14
1400	1.54	30	46	90	21498	34277	00776 EU 14
		40/50	61/77	110	21499	34278	00780 EU 14
		20	40	90	21500	34280	00776 EU 16
1600	2.01	30/40	60/80	110	21501	34281	00780 EU 16
		50	100	125	21502	34282	00785 EU 16
		20	50	90	21503	34285	00776 EU 18
1800	2.54	30	76	110	21504	34286	00780 EU 18
		40	101	125	21505	34287	00785 EU 18
		50	125	140	21506	34288	00789 EU 18
		20	62	110	21507	34290	00780 EU 20
2000	3.14	30	94	125	21508	34291	00785 EU 20
		40	125	140	21509	34292	00789 EU 20
		50	157	160	21510	34293	09177 EU 20
		20	87	125	33820		00785 EU 23
2350	4.34	30	130	140	33822		00789 EU 23
		40	174	160	33824		09177 EU 23
		50	217	200	33826		09180 EU 23
		20	100	140	34302		00789 EU 25
2500	4.91	30	150	160	34303		09177 EU 25
		40	200	200	34304		09180 EU 25
		50	225	225	34305		09185 EU 25



⁽¹⁾ The filter code does not include filter media or valve manifold.

LAMINATED FILTERS

EUROPE 1.0 FILTERS



TECHNICAL FEATURES



STANDARD EQUIPMENT

	Filter with laterals Collector system slots 0.3 mm	Filter with nozzle plate Collector system slots 0.5 mm
Top manhole Ø 400		Ø 1050 - 2500
Air relief 3/4"		Ø 1050 - 2500
Sand drain Ø 200	Ø 1050 - 2500	Lateral manhole is recommended
Water drain 3/4"		Ø 1050 - 2500

OPTIONS TABLE

	Ø (mm)	Pressure (bar)
Nozzle plate ⁽¹⁾	1050 - 2500	2.5 - 4
Lateral manhole ^(M)	Ø 225 mm	2.5 - 4
	Ø 400 mm	2.5 - 4
Sight glass ^(S)	Ø 75 mm	2.5 - 4
	Ø 135 mm	2.5 - 4
Vinylester. Ozone use ⁽⁴⁾	1050 - 2500	2.5 - 4
Use with salt water ⁽⁵⁾	1050 - 2500	2.5 - 4
Use with drinking water ⁽⁶⁾	1050 - 2500	2.5 - 4

⁽¹⁾ Nozzle plate with 0.5 mm slots suitable for air scouring.

^(M) Recommendation: The lateral manhole option is for all filters with nozzle plate or with laterals, whose height (H) is higher than 2 m. The main reason is to facilitate the access to the interior without working at height. More than one lateral manhole can be installed. The distance between the inlet/outlet ports and the manhole is always the same, rotated 45° to the right by default. It can be modified as per your requirements.

^(S) More than one Sight Glass can be placed. The vertical position is standard and the center of the sight glass is placed at the level of the media, rotated 45° to the left of the inlet/outlet by default. It can be modified as per your requirements.

⁽⁴⁾ Maximum concentration of ozone 0.5 ppm in the water and maximum temperature 40°.

⁽⁵⁾ Maximum allowed concentration of salt 45 gr/l (seawater).

⁽⁶⁾ A certificate of the material suitable for use with drinking water is included.

Ø (mm)	A (H) (mm)	B (M) (mm)	H (mm)	L (mm)	Ø P (mm)	Net Weight kg	Standard Volume m ³	Weight in service kg
1050	540	270	1860	1300	760	125	2.823	2060
1200	570	350	1860	1300	850	150	3.597	2600
1400	615	400	2000	1350	1083	214	4.9	3500
1600	710	400	2100	1330	1230	230	6.5	4700
1800	725	400	2200	1300	1370	344	8.8	6150
2000	805	400	2200	1350	1558	435	10.58	7800
2350	950	400	2430	1380	1830	600	15.7	10766
2500	1015	500	2525	1500	1830	630	-	13800

LAMINATED FILTERS



EUROPE 1.2 FILTERS



- Made of polyester resin and fibreglass.
- Equipped with pressure gauge, and manual air and water purge valves.
- Ø 400 mm top lid.
- Suitable for filtration velocity of 20, 30, 40 and 50 m³/h/m².
- All filters can be assembled with valve manifold.
- Collector arms and optional nozzle plate.

BED DEPTH 1.2 M

Ø Internal diameter	Filtration Area	Filtration velocity	Recommended flow	Outlet Ø	Code filter ⁽¹⁾	Valve manifold Manual, 5-valve code for 1 filter
mm	m ²	m ³ /h/m ²	m ³ /h/m ²	mm	2.5 bar	
1050	0.87	20*	17	63	31857	00769 EU 10
		30/40**	25/34	75	31858	00771 EU 10
		50	43	90	31859	00776 EU 10
1200	1.13	20/30	22/33	75	31860	00771 EU 12
		40/50	45/56	90	31861	00776 EU 12
1400	1.54	20	30	75	21511	00771 EU 14
		30	46	90	21512	00776 EU 14
		40/50	61/77	110	21513	00780 EU 14
1600	2.01	20	40	90	21514	00776 EU 16
		30/40	60/80	110	21515	00780 EU 16
		50	100	125	21516	00785 EU 16
1800	2.54	20	50	90	21517	00776 EU 18
		30	76	110	21518	00780 EU 18
		40	101	125	21519	00785 EU 18
		50	125	140	21520	00789 EU 18
2000	3.14	20	62	110	21521	00780 EU 20
		30	94	125	21522	00785 EU 20
		40	125	140	21523	00789 EU 20
		50	157	160	21524	09177 EU 20
2350	4.34	20	87	125	33821	00785 EU 23
		30	130	140	33823	00789 EU 23
		40	174	160	33825	09177 EU 23
		50	217	200	33827	09180 EU 23
2500	4.91	20	100	140	34306	00789 EU 25
		30	150	160	34307	09177 EU 25
		40	200	200	34308	09180 EU 25
		50	225	225	34309	09185 EU 25

⁽¹⁾ The filter code does not include filter media or valve manifold

Bed depth 1.2 m

Maximum pressure:
2.5 kg/cm².

Does not include valve manifold

Optional:
Standard American sizes

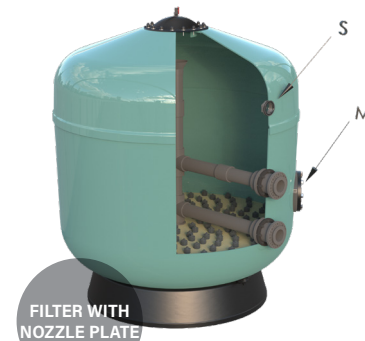

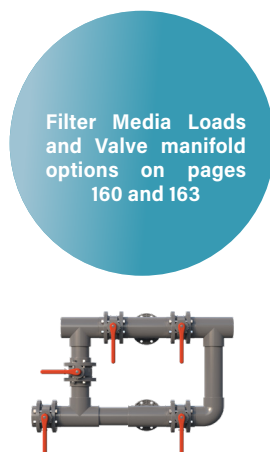
Coding options according to table on page 158

LAMINATED FILTERS

EUROPE 1.2 FILTERS



TECHNICAL FEATURES



STANDARD EQUIPMENT	Filter with laterals Collector system slots 0.3 mm	Filter with nozzle plate Collector system slots 0.5 mm
Top manhole Ø 400		Ø1050 - 2500
Air drain 3/4"		Ø1050 - 2500
Sand drain Ø 200	Ø1050 - 2500	Lateral manhole is recommended
Water drain 3/4"		Ø 1050 - 2500

OPTIONS TABLE		Ø (mm)	Pressure (bar)
Nozzle plate ⁽¹⁾		1050 - 2500	2.5
Lateral manhole ^(M)	Ø 225 mm	1050 - 2500	2.5
	Ø 400 mm	1050 - 2500	2.5
Sight glass ^(S)	Ø 75 mm	1050 - 2500	2.5
	Ø 135 mm	1050 - 2500	2.5
Vinylester. Ozone use ⁽⁴⁾		1050 - 2500	2.5
Use with salt water ⁽⁵⁾		1050 - 2500	2.5
Use with drinking water ⁽⁶⁾		1050 - 2500	2.5

⁽¹⁾ Nozzle plate with 0.5 mm slots suitable for air scouring.

^(M) Recommendation: The lateral manhole option is for all filters with nozzle plate or with laterals, whose height (H) is higher than 2 m. The main reason is to facilitate the access to the interior without working at height. More than one lateral manhole can be installed. The distance between the inlet/outlet ports and the manhole is always the same, rotated 45° to the right by default. It can be modified as per your requirements.

^(S) More than one Sight Glass can be placed. The vertical position is standard and the center of the sight glass is placed at the level of the media, rotated 45° to the left of the inlet/outlet by default. It can be modified as per your requirements.

⁽⁴⁾ Maximum concentration of ozone 0.5 ppm in the water and maximum temperature 40°.

⁽⁵⁾ Maximum allowed concentration of salt 45 gr/l (seawater).


⁽⁶⁾ A certificate of the material suitable for use with drinking water is included.

Ø (mm)	A (H) (mm)	B (M) (mm)	H (mm)	L (mm)	Ø P (mm)	Net Weight kg	Standard Volume m³	Weight in service kg
1050	540	270	2060	1480	760	140	3.04	2375
1200	570	350	2060	1480	850	155	3.89	2950
1400	615	400	2200	1520	1085	215	6.27	4000
1600	710	400	2300	1550	1230	255	8.31	5475
1800	725	400	2400	1570	1370	385	10.65	6950
2000	805	400	2400	1570	1560	4265	12.90	8800
2350	950	400	2630	1580	1830	630	16.80	12180
2500	1015	500	2675	1700	1830	860	-	14460

BOBBIN WOUND FILTERS



PRAGA FILTERS



- Bobbin wound filters made of polyester resin and fibreglass.
- Equipped with pressure gauge, and manual air and water purge valves.
- Ø 400 mm top lid.
- Suitable for filtration velocity of 20, 30, 40 and 50 m³/h/m².
- All filters can be assembled with valve manifold.
- 2 ½" sand discharge outlet.
- Collector arms and optional nozzle plate.



Bed depth 1 m

For all filters with nozzle plate, a side manhole is recommended for easy discharge of media

Optional:
Standard American sizes

Other specific heights may be made to order

Coding options according to table on page 158

BED DEPTH 1 M.

Ø Internal diameter	Filtration Area	Filtration velocity	Recommended flow	Outlet Ø	Code filter ⁽¹⁾			Valve manifold Manual, 5-valve code for 1 filter
					2.5 bar	4 bar	6 bar	
mm	m ²	m ³ /h/m ²	m ³ /h/m ²	mm				
1050	0.87	20	17	63	00687	09209	34830	00769 BS 10
		30-40	25/34	75	00694	00712	34831	00771 BS 10
		50	43	90	00707	00724	34832	00776 BS 10
1200	1.13	20-30	22/33	75	00688	00713	34833	00771 BS 12
		40-50	45/56	90	00702	00719	34834	00776 BS 12
1400	1.54	20	30	75	00689	09210	75815	00771 BS 14
		30	46	90	00696	00714	34837	00776 BS 14
		40	61	110	00703	00720	34838	00780 BS 14
1600	2.01	20	40	90	00690	09211	34839	00776 BS 16
		30-40	60/80	110	00697	00715	34840	00780 BS 16
		50	100	125	00710	00727	75816	00785 BS 16
1800	2.54	20	50	90	00691	09212	34844	00776 BS 18
		30	76	110	00698	00716	34845	00780 BS 18
		40	101	125	00705	00722	34846	00785 BS 18
		50	125	140	00711	00728	75817	00789 BS 18
		50	125	160	33312	31988	75818	09177 BS 18
2000	3.14	20	62	110	00692	09213	34849	00780 BS 20
		30	94	125	00699	00717	34850	00785 BS 20
		40	125	140	00706	00723	34851	00789 BS 20
		50	157	160	05083	05132	75819	09177 BS 20
2200	3.80	30	114	140	56937	57812	57812 PR 06	00789 BS 22
		40	152	160	56938	57813	57813 PR 06	09177 BS 22
2350	4.34	20	87	125	00693	09214	09214 PR 06	00785 BS 23
		30	130	140	00700	09217	09217 PR 06	00789 BS 23
		40	175	160	04935	09220	09220 PR 06	09177 BS 23
2500	4.91	20	100	140	08695	09215	09215 PR 06	00789 BS 25
		30	150	160	08696	09218	09218 PR 06	09177 BS 25
		40	200	200	08697	09221	09221 PR 06	09180 BS 25
3000*	7.07	20	140	160	08699	09216	09216 PR 06	09177 BS 30
		30	212	200	08700	09219	09219 PR 06	09180 BS 30
		40	282	225	08701	09222	09222 PR 06	09185 BS 30

⁽¹⁾ The filter code does not include filter media or Valve manifold.

*Filters with a diameter greater than 2500 require special transport.

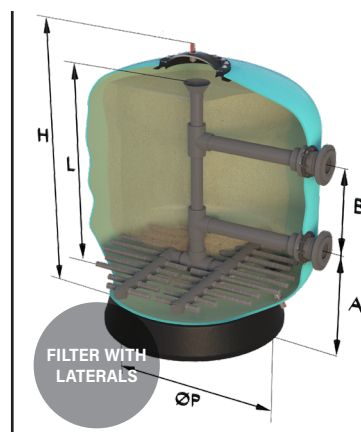
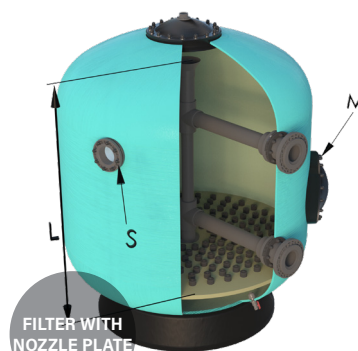
BOBBIN WOUND FILTERS

PRAGA FILTERS



TECHNICAL FEATURES

Filter Media Loads
and Valve manifold
options on pages
160 and 163

FILTER WITH
LATERALSFILTER WITH
NOZZLE PLATE

STANDARD EQUIPMENT

Filter with laterals
0.3 mm slotsFilter with nozzle plate
0.5 mm slots

Top manhole Ø 400	Ø 1050 - 3000	Ø 1050 - 3000
Air relief 3/4"	Ø 1050 - 3000	Ø 1050 - 2000
Air relief 2"	-	Ø 2200 - 3000
Sand drain Ø 90	Ø 1050 - 1400	A lateral manhole is recommended
Sand drain Ø 140	Ø 1600 - 3000	
Water drain 3/4"	Ø 1050 - 3000	

OPTIONS TABLE

Ø (mm)

Pressure (bar)

Nozzle plate ⁽¹⁾		2.5 - 4 - 6
Lateral manhole Ø 225 mm ⁽⁵⁾	1050 - 3000	2.5 - 4 - 6
Lateral manhole Ø 400 mm ⁽⁵⁾	1050 - 3000	2.5 - 4 - 6
Lateral manhole Ø 500 mm ⁽⁵⁾	1200 - 3000	2.5 - 4
Mirilla Ø 135 mm ^(M)	1050 - 3000	2.5 - 4
Vinylester. Ozone use ⁽⁴⁾	1050 - 3000	2.5 - 4 - 6
Use with salt water ⁽⁵⁾	1050 - 3000	2.5 - 4 - 6
Use with drinking water ⁽⁶⁾	1050 - 3000	2.5 - 4 - 6
UV resistant. Outdoor use	1050 - 3000	2.5 - 4 - 6
Top manhole Ø 500 mm	1200 - 3000	2.5 - 4 - 6
Airscouring connection 2" - DN50 (Filter with nozzle plate)	1050 - 2350	2.5 - 4 - 6
Airscouring connection Ø75 (Filter with nozzle plate)	2500 - 3000	2.5 - 4 - 6

Ø (mm)	A (H) (mm)	B (M) (mm)	H (mm)	L (mm)	Ø P (mm)	Net Weight kg	Standard Volume m³	Weight in service kg
1050	540	200	1640	1175	755	155	2.45	2000
1200	570	230	1780	1280	949	25	3.38	2700
1400	585	240	1755	1160	1085	300	4.75	3700
1600	680	260	1835	1235	1230	330	6.13	4900
1800	720	280	1875	1060	1370	400	7.25	6100
2000	790	300	2040	1400	1550	475	9.92	7900
2200	950	340	2440	1450	1830	560	13.9	11200
2350	965	340	2520	1500	1859	630	17.04	12550
2500	1080	340	2550	1500	2000	930	19.5	13760
3000	1100	350	2750	1500	2365	1630	29.0	20200

BOBBIN WOUND FILTERS

VIC FILTERS



Bed depth 1 m

Maximum pressure:
2.5 kg/cm².

For all filters with nozzle
plate, a side manhole is
recommended for easy
discharge of media

Optional:
Standard American sizes

Coding options
according to table on
page 158

- Bobbin wound filters made of polyester resin and fibreglass.
- Equipped with pressure gauge, and manual air and water purge valves.
- Quik top lid 400x 500 mm.
- Suitable for filtration velocity of 20, 30, 40 and 50 m³/h/m².
- All filters can be assembled with valve manifold.
- Lateral sand drain 75 mm.
- Collector arms and optional nozzle plate.

BED DEPTH 1 M.

Ø Internal diameter	Filtration Area	Filtration velocity	Recommended flow	Outlet Ø	Code filter ⁽¹⁾	Valve manifold Manual, 5-valve code for 1 filter
mm	m ²	m ³ /h/m ²	m ³ /h/m ²	mm	2.5 bar	
1050	0.87	20	17	63	11511N	00769 VI 10
		30/40	25/34	75	11517N	00771 VI 10
		50	43	90	11526N	00776 VI 10
1200	1.13	20/30	22/33	75	11512N	00771 VI 12
		40/50	45/56	90	11522N	00776 VI 12
1400	1.54	20	30	75	11513N	00771 VI 14
		30	46	90	11518N	00776 VI 14
		40/50	61/77	110	11523N	00780 VI 14
1600	2.01	20	40	90	11514N	00776 VI 16
		30/40	60/80	110	11519N	00780 VI 16
		50	100	125	11527N	00785 VI 16
1800	2.54	20	50	90	11515N	00776 VI 18
		30	76	110	11520N	00780 VI 18
		40	101	125	11524N	00785 VI 18
		50	125	140	11528N	00789 VI 18
2000	3.14	20	62	110	11516N	00780 VI 20
		30	94	125	11521N	00785 VI 20
		40	125	140	11525N	00789 VI 20
		50	157	160	11529N	09177 VI 20

⁽¹⁾ The filter code does not include filter media or Valve manifold


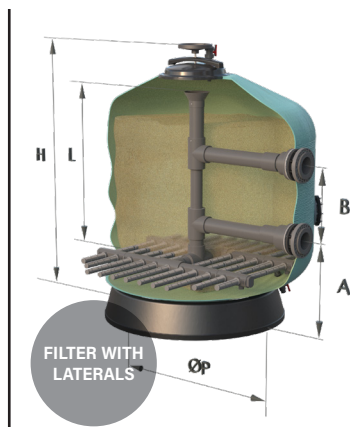
BOBBIN WOUND FILTERS

VIC FILTERS



TECHNICAL FEATURES

Filter Media Loads
and Valve manifold
options on pages
160 and 163



STANDARD EQUIPMENT

Top manhole oval 400 x 500 mm
Air relief 1"
Water drain 1"
Lateral Sand drain Ø 75

Filter with laterals
Collector system 0.3 mm slots

Ø 1050 - 2000
Ø 1050 - 2000
Ø 1050 - 2000
Ø 1050 - 2000

Filter with nozzle plate
Collector system 0.5 mm slots

OPTIONS TABLE

Ø (mm)

Nozzle plate ⁽¹⁾	1050 - 2000
Lateral manhole Ø 225 mm ⁽⁵⁾	1050 - 2000
Lateral manhole Ø 400 mm ⁽⁵⁾	1050 - 2000
Mirilla Ø 135 mm ^(M)	1050 - 2000
Vinylester. Uso con ozono ⁽⁴⁾	1050 - 2000
Use with salt water ⁽⁵⁾	1050 - 2000
Use with drinking water ⁽⁶⁾	1050 - 2000
UV resistant. Outdoor use	1050 - 2000
Air scouring connections 2"	1050 - 2000

⁽¹⁾ Nozzle plate with 0.5 mm slots suitable for air scouring.

^(M) Recommendation: The lateral manhole option is for all filters with nozzle plate or with laterals, whose height (H) is higher than 2 m. The main reason is to facilitate the access to the interior without working at height. More than one lateral manhole can be installed. The distance between the inlet/outlet ports and the manhole is always the same, rotated 45° to the right by default. It can be modified as per your requirements.

⁽⁵⁾ More than one Sight Glass can be placed. The vertical position is standard and the center of the sight glass is placed at the level of the media, rotated 45° to the left of the inlet/outlet by default. It can be modified as per your requirements.

⁽⁴⁾ Maximum concentration of ozone 0.5 ppm in the water and maximum temperature 40°.


⁽⁵⁾ Maximum allowed concentration of salt 45 gr/l (seawater).

⁽⁶⁾ A certificate of the material suitable for use with drinking water is included.

Ø (mm)	A (H) (mm)	B (M) (mm)	H (mm)	L (mm)	Ø P (mm)	Net Weight kg	Standard Volume m ³	Weight in service kg
1050	685	85	1950	1300	760	120	1.9	2000
1200	680	85	1970	1300	860	154	2.7	2700
1400	685	85	2000	1300	1020	173	3.7	3700
1600	695	85	2050	1300	1150	235	5.0	4900
1800	710	85	2080	1300	1320	270	6.4	6100
2000	730	85	2150	1300	1470	295	8.7	7900

BOBBIN WOUND FILTERS

OSLO FILTERS



Bed depth 1.2 m

Does not include valve manifold

Optional:
Standard American sizes

For all filters with nozzle plate, a side manhole is recommended for easy discharge of media

Other specific depths may be made to order

Coding options according to table on page 158

BED DEPTH FILTER: 1.2 M

- Bobbin wound filters made of polyester resin and fibreglass.
- Equipped with pressure gauge, and manual air and water purge valves.
- Ø 400 mm top lid cover.
- Suitable for filtration velocity speeds of 20, 30, 40 and 50 m³/h/m².
- All filters can be assembled with valve manifold.
- 2 ½" sand discharge outlet.
- Collector arms and optional nozzle plate.

BED DEPTH 1 M.

Ø Internal diameter	Filtration Area	Filtration velocity	Recommended flow	Outlet Ø	Code filter ⁽¹⁾			Valve manifold Manual, 5-valve code for 1 filter
					2.5 bar	4 bar	6 bar	
1050	0.86	30	25	75	04611	05168	05168 PR 06	00771 BA 10
		40	34	90	04612	05173	05173 PR 06	00776 BA 10
1200	1.13	30	33	75	04613	05169	05169 PR 06	00771 BA 12
		40	45	110	04650	05174	05174 PR 06	00780 BA 12
1400	1.54	30	46	90	04615	07436	07436 PR 06	00776 BA 14
		40	61	125	04616	07437	07437 PR 06	00785 BA 14
1600	2.01	30	60	110	04619	05170	05170 PR 06	00780 BA 16
		40	80	140	04651	05175	05175 PR 06	00789 BA 16
1800	2.54	30	76	125	04623	07438	07438 PR 06	00785 BA 18
		40	101	160	04624	07439	07439 PR 06	09177 BA 18
2000	3.14	30	94	125	04626	05171	05171 PR 06	00785 BA 20
		40	125	160	04652	05176	05176 PR 06	09177 BA 20
2200	3.80	30	114	140	56935	57810	57810 PR 06	00789 BA 22
		40	152	160	56936	57811	57811 PR 06	09177 BA 22
2350	4.34	30	130	140	08693	05172	05172 PR 06	00789 BA 23
		40	175	200	08694	05177	05177 PR 06	09180 BA 23
2500	4.90	30	150	160	08704	08712	08712 PR 06	09177 BA 25
		40	200	225	08706	08714	08714 PR 06	09185 BA 25
3000*	7.07	30	212	200	08708	08716	08716 PR 06	09180 BA 30
		40	282	250	08710	08718	08718 PR 06	19133 BA 30

⁽¹⁾ The filter code does not include filter media or Valve manifold

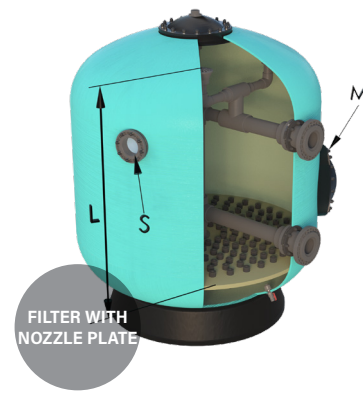
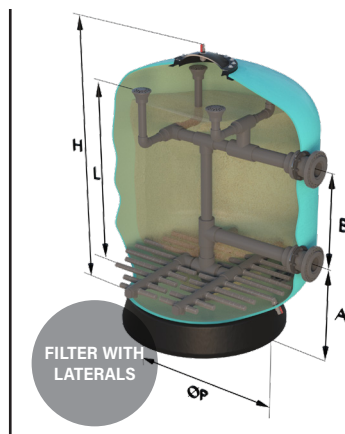
*Filters with a diameter greater than 2500 require special transport

BOBBIN WOUND FILTERS

OSLO FILTERS



TECHNICAL FEATURES



STANDARD EQUIPMENT

Filter with laterals Collector system 0.3 mm slots

Filter with nozzle plate Collector system 0.5 mm slots

Top manhole Ø 400	Ø 1050 - 3000	Ø 1050 - 3000
Air relief ¾"	Ø 1050 - 3000	Ø 1050 - 3000
Air relief 2"	-	Ø 1050 - 3000
Sand drain Ø 90	Ø 1050 - 1600	Doesn't include a sand drain. A lateral Manhole is recommended.
Sand drain Ø 140	Ø 1800 - 3000	
Water drain ¾"	Ø 1050 - 3000	
Air scouring connections 2" (Nozzle plate filters)	-	Ø 1050 - 2350
Air scouring connection Ø 75 (Nozzle plate filters)	-	Ø 2500 - 3000

OPTIONS TABLE

Ø (mm)

Pressure (bar)

Nozzle plate ⁽¹⁾		1050 - 3000	2.5 - 4 - 6
Lateral Manhole ^(M)	Ø 225 mm	1050 - 3000	2.5 - 4 - 6
	Ø 400 mm	1050 - 3000	2.5 - 4 - 6
	Ø 500 mm	1050 - 3000	2.5 - 4
Sight Glass ^(S)	Ø 135 mm	1050 - 3000	2.5 - 4
	Ø 200 mm	1050 - 3000	2.5 - 4 - 6
Vinylester. Ozone use ⁽⁴⁾		1050 - 3000	2.5 - 4 - 6
Use with salt water ⁽⁵⁾		1050 - 3000	2.5 - 4 - 6
Use with drinking water ⁽⁶⁾		1050 - 3000	2.5 - 4 - 6
UV resistant. Outdoor use		1050 - 3000	2.5 - 4 - 6
Top manhole	Ø 500 mm	1050 - 3000	2.5 - 4
	Ø 600 mm	1050 - 3000	2.5 - 4

⁽¹⁾ Nozzle plate with 0.5 mm slots suitable for air scouring. Consult for nozzles with 0.2 mm slots.

^(M) Recommendation: The lateral manhole option is for all filters with nozzle plate or with laterals, whose height (H) is higher than 2 m. The main reason is to facilitate the access to the interior without working at height. More than one lateral manhole can be installed. The distance between the inlet/outlet ports and the manhole is always the same, rotated 45° to the right by default. It can be modified as per your requirements.

^(S) More than one Sight Glass can be placed. The vertical position is standard and the center of the sight glass is placed at the level of the media, rotated 45° to the left of the inlet/outlet by default. It can be modified as per your requirements.

⁽⁴⁾ Maximum concentration of ozone 0.5 ppm in the water and maximum temperature 40°

⁽⁵⁾ Maximum allowed concentration of salt 45 gr/l (seawater).

⁽⁶⁾ A certificate of the material suitable for use with drinking water is included.


Ø (mm)	A (H) (mm)	B (M) (mm)	H (mm)	L (mm)	Ø P (mm)	Net Weight kg	Standard Volume m³	Weight in service kg
1050	650	940	2070	1525	750	207	2.5	2450
1200	670	830	2080	1525	940	234	3.2	3000
1400	680	820	2175	1550	1085	294	4.7	4300
1600	780	800	2310	1600	1230	360	6.2	5825
1800	790	780	2320	1600	1370	416	8.5	7300
2000	790	840	2460	1600	1550	483	10.3	9000
2200	960	700	2580	1650	1860	567	14.8	12500
2350	1065	700	2720	1700	1860	651	15.8	13750
2500	1125	450	2750	1700	2000	820	20.8	14885
3000	1150	600	2950	1700	2365	1300	31	21615

BOBBIN WOUND FILTERS

OLOT FILTERS

Designed following the guidelines of the standards DIN 19605/19643

- Bobbin wound filters made of polyester resin and fibreglass.
- Equipped with pressure gauge, and water purge valves.
- Ø 400 mm top lid and Ø 400 lateral manhole included.
- All filters can be assembled with valve manifold.
- Nozzle plate included.



Bed depth 1.2 m and 1.5 m

Does not include valve manifold

Other specific heights may be made to order

All Ø 3000 mm filters need special shipping

Coding options according to table on page 158

					Bed depth 1.2 m		Bed depth 1.5 m		
Ø Internal diameter	Filtration Area	Filtration velocity	Recommended flow	Outlet Ø	Code filter ⁽¹⁾				Valve manifold Manual, 5-valve code for 1 filter
					Bed depth 1.2 m		Bed depth 1.5 m		
					2.5 bar	4 bar	2.5 bar	4 bar	
mm	m ²	m ³ /h/m ²	m ³ /h/m ²	mm	2.5 bar	4 bar	2.5 bar	4 bar	
1050	0.87	30	25	110	07355-120	07355-120 PR 04	18227-120	18227-120 PR 04	00780 OL 10
1200	1.13	30	33	125	07356-120	07356-120 PR 04	18228-120	18228-120 PR 04	00785 OL 12
1400	1.54	30	46	140	07447-120	07447-120 PR 04	18229-120	18229-120 PR 04	00789 OL 14
1600	2.01	30	60	160	07357-120	07357-120 PR 04	18230-120	18230-120 PR 04	09177 OL 16
1800	2.54	30	76	200	07448-120	07448-120 PR 04	18231-120	18231-120 PR 04	09180 OL 18
2000	3.14	30	94	225	07358-120	07358-120 PR 04	18232-120	18232-120 PR 04	09185 OL 20
2200	3.80	30	114	225	56934-120	56934-120 PR 04	65547-120	65547-120 PR 04	09185 OL 22
2350	4.34	30	130	250	07359-120	07359-120 PR 04	18233-120	18233-120 PR 04	19133 OL 23
2500	4.91	30	150	250	19335-120	19335-120 PR 04	19337-120	19337-120 PR 04	19133 OL 25
2600	5.31	30	160	250	23969-120	23969-120 PR 04	23971-120	23971-120 PR 04	19133 OL 26
2800	6.16	30	185	250	23970-120	23970-120 PR 04	23972-120	23972-120 PR 04	19133 OL 28
3000	7.07	30	212	250	19336-120	19336-120 PR 04	19338-120	19338-120 PR 04	19133 OL 30

⁽¹⁾ The filter code does not include filter media or Valve manifold.

*Filters with a diameter greater than 2500 require special transport.

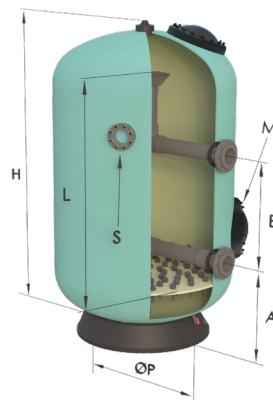
BOBBIN WOUND FILTERS

OLOT FILTERS

ASTRALPOOL

TECHNICAL FEATURES

Filter Media Loads
and Valve manifold
options on pages
160 and 163



STANDARD EQUIPMENT

Filter with laterals

Nozzle plate 0.5 mm Slots	Ø 1050 - 3000
Top manhole Ø 400	Ø 1050 - 3000
Air relief 2"	Ø 1050 - 2000
Air relief Ø 75	Ø 2200 - 3000
Water drain 3/4"	Ø 1050 - 3000
Airscouring connection 2"	Ø 1050 - 1600
Airscouring connection Ø 75	Ø 1800 - 2500
Airscouring connection Ø 90	Ø 2600
Airscouring connection Ø 110	Ø 2800
Airscouring connection Ø 140	Ø 3000

OPTIONS TABLE

Ø (mm)

Pressure (bar)

Lateral manhole Ø 500 mm ^(M)	1050 - 3000	2.5 - 4
Sight glass Ø 135 mm ^(S)		
Sight glass Ø 200 mm ^(S)		
Vinylester. Ozone use ⁽⁴⁾		
Use with salt water ⁽⁵⁾		
Use with drinking water ⁽⁶⁾		
UV resistant. Outdoor use		
Top manhole Ø 500 mm		

⁽¹⁾ Nozzle plate with 0.5 mm slots suitable for air scouring. Consult for nozzles with 0.2 mm slots.

^(M) Recommendation: The lateral manhole option is for all filters with nozzle plate or with laterals, whose height (H) is higher than 2 m. The main reason is to facilitate the access to the interior without working at height. More than one lateral manhole can be installed. The distance between the inlet/outlet ports and the manhole is always the same, rotated 45° to the right by default. It can be modified as per your requirements.

^(S) More than one Sight Glass can be placed. The vertical position is standard and the center of the sight glass is placed at the height of the Bed depth. The position for the connections can vary and, by default, it is placed 45° left to the connections.


⁽⁴⁾ Maximum concentration of ozone 0.5 ppm in the water and maximum temperature 40°.

⁽⁵⁾ Maximum allowed concentration of salt 45 gr/l (seawater).

⁽⁶⁾ A certificate of the material suitable for use with drinking water is included.

Ø	A (H)	B (M)	H		L		Ø P	Net Weight	Standard Volume	Weight in service
			Bed depth 1.2 m	Bed depth 1.5 m	Bed depth 1.2 m	Bed depth 1.5 m				
(mm)	(mm)	(mm)	(mm)		(mm)		(mm)	kg	m ³	kg
1050	700	1000	2380	2680	1700	2000	730	285	3.21	3000
1200	700	1000	2400	2700			940	385	4.2	3900
1400	830	900	2420	2720			1080	420	5.68	5300
1600	830	950	2520	2820			1230	460	7.69	7150
1800	900	920	2570	2870			1390	515	9.58	8750
2000	950	760	2660	2960			1550	625	12.9	11250
2200	950	750	2690	2990			1860	774	15.3	13130
2350	1050	680	2800	3100			1850	920	17.5	15800
2500	1100	600	2850	3150			2050	1010	25.87	17950
2600	1160	600	2920	3220			2050	1144	26.51	19400
2800	1230	650	3030	3330			2200	1264	30.63	22600
3000	1140	600	2900	3200			2360	1590	32.12	26250

BOBBIN WOUND FILTERS



RODAS 1050 - 1200 FILTERS

HORIZONTAL FILTERS

- Bobbin wound filters made of polyester resin and fibreglass.
- Equipped with pressure gauge, air and water purge valves.
- Ø 140 mm top lid.
- Ø 400 mm side lid.
- Ø 140 sand discharge.
- All filters can be assembled with valve manifold.



Bed depth 0.6 m

Coding options
according to table on
page 158

Ø Internal diameter	Effective length	Filtration Area	Filtration velocity	Recommended flow	Outlet Ø	Code filter			Valve mani- fold Manual, 5-valve code for 1 filter
						2.5 bar	4 bar	6 bar	
1050	1900	1.72	20	34	75	05102	07124	07124 PR 06	00771 HZ 10
			30	52	90	05105	07125	07125 PR 06	00776 HZ 10
			40	69	110	05108	07126	07126 PR 06	00780 HZ 10
	2300	2.12	20	42	110	11331	11321	11321 PR 06	00780 HZ 10
			30	64	125	11332	11322	11322 PR 06	00785 HZ 10
			40	85	140	11333	11323	11323 PR 06	00789 HZ 10
	2500	2.32	20	46	110	24842	25016	25016 PR 06	00780 HZ 10
			30	70	125	24843	25017	25017 PR 06	00785 HZ 10
			40	93	140	24844	25018	25018 PR 06	00789 HZ 10
	2700	2.51	20	50	110	11334	11326	11326 PR 06	00780 HZ 10
			30	75	125	11335	11327	11327 PR 06	00785 HZ 10
			40	100	140	11336	11328	11328 PR 06	00789 HZ 10
	3000	2.81	20	56	110	22647	22683	22683 PR 06	00780 HZ 10
			30	84	140	22648	22684	22684 PR 06	00789 HZ 10
			40	112	160	22649	20895	20895 PR 06	09177 HZ 10
1200	1900	1.96	20	39	110	22650	22685	22685 PR 06	09177 HZ 12
			30	59	125	22651	22686	22686 PR 06	00785 HZ 12
			40	79	140	22652	22687	22687 PR 06	00789 HZ 12
	2300	2.42	20	3	110	22653	22688	22688 PR 06	09177 HZ 12
			30	73	140	22654	22689	22689 PR 06	00789 HZ 12
			40	97	160	22655	20897	20897 PR 06	09177 HZ 12
	2500	2.65	20	53	125	24845	25019	25019 PR 06	00785 HZ 12
			30	79	140	24846	25020	25020 PR 06	00789 HZ 12
			40	106	160	24847	25021	25021 PR 06	09177 HZ 12
	2700	2.87	20	57	125	22656	22690	22690 PR 06	00785 HZ 12
			30	86	140	22657	22691	22691 PR 06	00789 HZ 12
			40	115	160	22658	20898	20898 PR 06	09177 HZ 12
	3000	3.21	20	64	125	22659	22692	22692 PR 06	00785 HZ 12
			30	96	140	22660	22693	22693 PR 06	00789 HZ 12
			40	129	160	22661	20899	20899 PR 06	09177 HZ 12

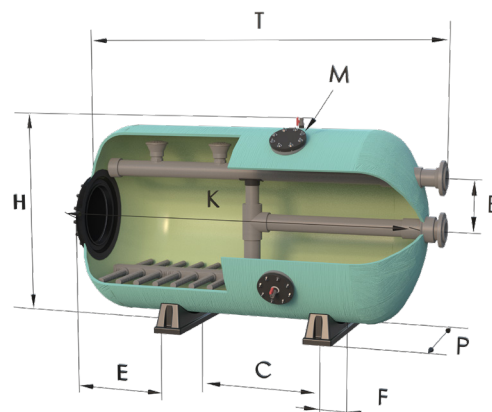

BOBBIN WOUND FILTERS

RODAS 1050 - 1200 FILTERS



TECHNICAL FEATURES

Filter Media Loads
and Valve manifold
options on pages
161 and 163



STANDARD EQUIPMENT

Laterals 0.3 mm slots	Ø 1050 - 2500
Lateral manhole Ø 400	Ø 1050 - 1200
Top manhole Ø 400	Ø 1400 - 2500
Top manhole Ø 140	Ø 1050 - 1200
Air relief 3/4"	Ø 1050 - 2500
Sand drain Ø 140	Ø 1050 - 2500
Water drain 3/4"	Ø 1050 - 2500

OPTIONS TABLE	Ø (mm)	Pressure (bar)
Sight glass Ø 135 mm ⁽³⁾	1050 - 2500	2.5 - 4
Vinylester. Ozone use ⁽⁴⁾	1050 - 2500	2.5 - 4 - 6
Use with salt water ⁽⁵⁾	1050 - 2500	2.5 - 4 - 6
Use with drinking water ⁽⁶⁾	1050 - 2500	2.5 - 4 - 6
UV resistant. Outdoor use	1050 - 2500	2.5 - 4 - 6

⁽³⁾ More than one Sight Glass can be placed. The vertical position is standard and the center of the sight glass is placed at the height of the depth bed. The position for the connections can vary and, by default, it is placed 45° left to the connections.


⁽⁴⁾ Maximum concentration of ozone 0.5 ppm in the water and maximum temperature 40°.

⁽⁵⁾ Maximum allowed concentration of salt 45 gr/l (seawater).

⁽⁶⁾ A certificate of the material suitable for use with drinking water is included.

K (mm)	Ø P (mm)	F (mm)	C (mm)	E (mm)	T (mm)	Standard Volume m³	Weight in service kg	Net Weight kg
1900	800	190	760	380	2160	2.95	2530	270
2300			1000	460	2560	3.57	3100	330
2500			1120	500	2760	3.88	3380	355
2700			1240	540	2960	4.20	3670	380
3000			1420	600	3260	4.67	4100	420
1900	900	200	760	380	2130	3.08	3220	310
2300			1000	460	2530	3.73	3960	375
2500			1120	500	2750	4.05	4320	410
2700			1240	540	2950	4.38	4690	440
3000			1420	600	3250	4.86	5240	480

BOBBIN WOUND FILTERS



RODAS 1400 - 1600 - 1800 FILTERS

HORIZONTAL FILTERS

- Bobbin wound filters made of polyester resin and fibreglass.
- Equipped with pressure gauge, air and water purge valves.
- Ø 400 mm top lid.
- Ø 140 sand discharge.
- All filters can be assembled with valve manifold.



Ø Internal diameter	Effective length	Filtration Area	Filtration velocity	Recommended flow	Outlet Ø	Code filter			Valve mani- fold Manual, 5-valve code for 1 filter
						2.5 bar	4 bar	6 bar	
1400	1900	2.23	20	45	110	24848	25022	25022 PR 06	00780 HZ 14
			30	67	125	24849	25023	25023 PR 06	00785 HZ 14
			40	89	140	24850	25024	25024 PR 06	00789 HZ 14
	2500	3.02	20	60	110	24854	25028	25028 PR 06	00780 HZ 14
			30	91	140	24855	25029	25029 PR 06	00789 HZ 14
			40	121	160	24856	25030	25030 PR 06	09177 HZ 14
	3000	3.67	20	73	125	24860	25034	25034 PR 06	00785 HZ 14
			30	110	160	24861	25035	25035 PR 06	09177 HZ 14
			40	147	200	24862	25036	25036 PR 06	09180 HZ 14
	1600	1900	20	49	110	22662	22694	22694 PR 06	00780 HZ 16
			30	74	140	22663	22695	22695 PR 06	00789 HZ 16
			40	99	160	22664	20900	20900 PR 06	09177 HZ 16
		2500	20	67	140	24866	25040	25040 PR 06	00789 HZ 16
			30	101	160	24867	25041	25041 PR 06	09177 HZ 16
			40	134	200	24868	25042	25042 PR 06	09180 HZ 16
		3000	20	82	140	22671	22700	22700 PR 06	00789 HZ 16
			30	123	160	22672	22701	22701 PR 06	09177 HZ 16
			40	164	200	22673	20903	20903 PR 06	09180 HZ 16
1800	2500	3.74	20	75	125	24875	25049	25049 PR 06	00785 HZ 18
			30	112	160	24876	25050	25050 PR 06	09177 HZ 18
			40	150	200	24877	25051	25051 PR 06	09180 HZ 18
	3000	4.58	20	92	140	24881	25055	25055 PR 06	00789 HZ 18
			30	137	160	24882	25056	25056 PR 06	09177 HZ 18
			40	183	200	24883	25057	25057 PR 06	09180 HZ 18
	3500	5.41	20	108	140	24887	25061	25061 PR 06	00789 HZ 18
			30	162	200	24888	25062	25062 PR 06	09180 HZ 18
			40	216	225	24889	25063	25063 PR 06	09185 HZ 18
	4000	6.25	20	125	160	24893	25067	25067 PR 06	09177 HZ 18
			30	187	200	24894	25068	25068 PR 06	09180 HZ 18
			40	250	225	24895	25069	25069 PR 06	09185 HZ 18

The filter code does not include filter media or Valve manifold

Bed depth 0.8 and 1 m

Does not include
Valve manifold

Coding options
according to table on
page 158

Optional:
Standard American
sizes

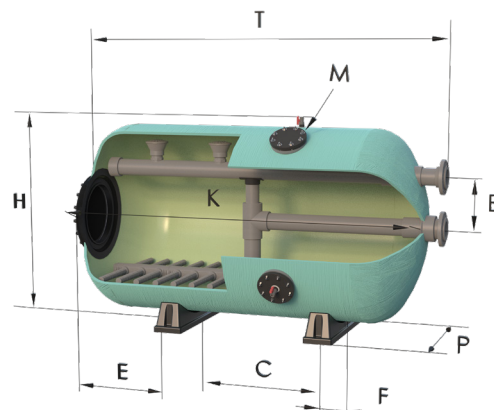

BOBBIN WOUND FILTERS

RODAS 1400 - 1600 - 1800 FILTERS



TECHNICAL FEATURES

Filter Media Loads
and Valve manifold
options on pages
161 and 163



STANDARD EQUIPMENT

Laterals 0.3 mm slots	Ø 1050 - 2500
Lateral manhole Ø 400	Ø 1050 - 1200
Top manhole Ø 400	Ø 1400 - 2500
Top manhole Ø 140	Ø 1050 - 1200
Air relief 3/4"	Ø 1050 - 2500
Sand drain Ø 140	Ø 1050 - 2500
Water drain 3/4"	Ø 1050 - 2500

OPTIONS TABLE		Ø (mm)	Pressure (bar)
Sight glass ⁽⁴⁾	Ø 135 mm	1050 - 3000	2.5 - 4
Vinylester. Ozone use ⁽⁴⁾		1050 - 3000	2.5 - 4 - 6
Use with salt water ⁽⁵⁾		1050 - 3000	2.5 - 4 - 6
Use with drinking water ⁽⁶⁾		1050 - 3000	2.5 - 4 - 6
UV resistant. Outdoor use		1050 - 3000	2.5 - 4 - 6

⁽⁴⁾ More than one Sight Glass can be placed. The vertical position is standard and the center of the sight glass is placed at the height of the depth bed. The position for the connections can vary and, by default, it is placed 45° left to the connections.

⁽⁴⁾ Maximum concentration of ozone 0.5 ppm in the water and maximum temperature 40°.

⁽⁵⁾ Maximum allowed concentration of salt 45 gr/l (seawater).


⁽⁶⁾ A certificate of the material suitable for use with drinking water is included.

Ø (mm)	B (mm)	H (mm)	K (mm)	Ø P (mm)	F (mm)	C (mm)	E (mm)	T (mm)	Standard Volume m ³	Weight in service kg	Net Weight kg
1400	390	1600	1900	1080	210	720	380	2160	4.84	4250	385
			2500			1080	500	2780	6.23	5740	485
			3000			1380	600	3320	7.44	6990	585
1600	475	1830	1900	1230	240	470	475	2220	5.49	5420	450
			2500			1020	500	2820	7.18	7400	570
			3000			1320	600	3360	8.6	9020	685
1800	550	2050	2500	1380	270	1020	380	2820	10.4	9170	680
			3000			1320	460	3320	12.25	11230	805
			3500			1620	500	3850	14.2	13290	930
			4000			1920	540	4350	16	15350	1055

BOBBIN WOUND FILTERS



RODAS 2000 - 2350 FILTERS



HORIZONTAL FILTERS

- Bobbin wound filters made of polyester resin and fibreglass.
- Equipped with pressure gauge, air and water purge valves.
- Ø 400 mm top lid.
- Ø 140 sand discharge.
- All filters can be assembled with valve manifold.



Bed depth 1.2 m

Does not include
Valve manifold

Coding options
according to table on
page 158

Optional:
Standard American
sizes

Ø Internal diameter	Effective length	Filtration Area	Filtration velocity	Recommended flow	Outlet Ø	Code filter			Valve mani- fold Manual, 5-valve code for 1 filter
						2.5 bar	4 bar	6 bar	
2000	1900	1.72	20	34	75	05102	07124	07124 PR 06	00771 HZ 10
			30	52	90	05105	07125	07125 PR 06	00776 HZ 10
			40	69	110	05108	07126	07126 PR 06	00780 HZ 10
	2300	2.12	20	42	110	11331	11321	11321 PR 06	00780 HZ 10
			30	64	125	11332	11322	11322 PR 06	00785 HZ 10
			40	85	140	11333	11323	11323 PR 06	00789 HZ 10
	2500	2.32	20	46	110	24842	25016	25016 PR 06	00780 HZ 10
			30	70	125	24843	25017	25017 PR 06	00785 HZ 10
			40	93	140	24844	25018	25018 PR 06	00789 HZ 10
	2700	2.51	20	50	110	11334	11326	11326 PR 06	00780 HZ 10
			30	75	125	11335	11327	11327 PR 06	00785 HZ 10
			40	100	140	11336	11328	11328 PR 06	00789 HZ 10
	3000	2.81	20	56	110	22647	22683	22683 PR 06	00780 HZ 10
			30	84	140	22648	22684	22684 PR 06	00789 HZ 10
			40	112	160	22649	20895	20895 PR 06	09177 HZ 10
2350	1900	1.96	20	39	110	22650	22685	22685 PR 06	09177 HZ 12
			30	59	125	22651	22686	22686 PR 06	00785 HZ 12
			40	79	140	22652	22687	22687 PR 06	00789 HZ 12
	2300	2.42	20	3	110	22653	22688	22688 PR 06	09177 HZ 12
			30	73	140	22654	22689	22689 PR 06	00789 HZ 12
			40	97	160	22655	20897	20897 PR 06	09177 HZ 12
	2500	2.65	20	53	125	24845	25019	25019 PR 06	00785 HZ 12
			30	79	140	24846	25020	25020 PR 06	00789 HZ 12
			40	106	160	24847	25021	25021 PR 06	09177 HZ 12
	2700	2.87	20	57	125	22656	22690	22690 PR 06	00785 HZ 12
			30	86	140	22657	22691	22691 PR 06	00789 HZ 12
			40	115	160	22658	20898	20898 PR 06	09177 HZ 12
	3000	3.21	20	64	125	22659	22692	22692 PR 06	00785 HZ 12
			30	96	140	22660	22693	22693 PR 06	00789 HZ 12
			40	129	160	22661	20899	20899 PR 06	09177 HZ 12

⁽¹⁾ The filter code does not include filter media or Valve manifold

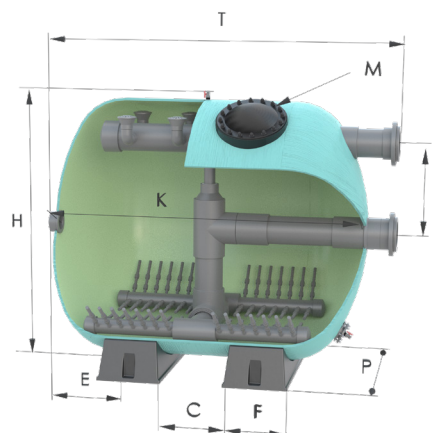
BOBBIN WOUND FILTERS

RODAS 2000 - 2350 FILTERS



TECHNICAL FEATURES

Filter Media Loads
and Valve manifold
options on pages
161 and 163



STANDARD EQUIPMENT

Laterals 0.3 mm slots	Ø 1050 - 2500
Lateral manhole Ø 400	Ø 1050 - 1200
Top manhole Ø 400	Ø 1400 - 2500
Top manhole Ø 140	Ø 1050 - 1200
Air relief 3/4"	Ø 1050 - 2500
Sand drain Ø 140	Ø 1050 - 2500
Water drain 3/4"	Ø 1050 - 2500

OPTIONS TABLE		Ø (mm)	Pressure (bar)
Sight glass ⁽⁴⁾	Ø 135 mm	1050 - 3000	2.5 - 4
Vinylester. Ozone use ⁽⁴⁾		1050 - 3000	2.5 - 4 - 6
Use with salt water ⁽⁵⁾		1050 - 3000	2.5 - 4 - 6
Use with drinking water ⁽⁶⁾		1050 - 3000	2.5 - 4 - 6
UV resistant. Outdoor use		1050 - 3000	2.5 - 4 - 6

⁽⁴⁾ More than one Sight Glass can be placed. The vertical position is standard and the center of the sight glass is placed at the height of the depth bed. The position for the connections can vary and, by default, it is placed 45° left to the connections.

⁽⁴⁾ Maximum concentration of ozone 0.5 ppm in the water and maximum temperature 40°.

⁽⁵⁾ Maximum allowed concentration of salt 45 gr/l (seawater).

⁽⁶⁾ A certificate of the material suitable for use with drinking water is included.

Ø (mm)	B (mm)	H (mm)	K (mm)	Ø P (mm)	F (mm)	C (mm)	E (mm)	T (mm)	Standard Volume m³	Weight in service kg	Net Weight kg
2000	710	2220	2500	1470	500	500	500	2820	13.2	11300	795
			3000			810	600	3320	15.65	13790	945
			3500			1070	725	3850	18.1	16280	1100
			4000			650	600	4350	20.55	18780	1260
			4500			795		4880	23	21380	1420
2350	710	2560	3000	1740	500	800	600	3350	20.25	18300	1150
			3500			1100	700	3850	23	21790	1300
			4000			650	600	4380	25.75	25280	1450
			4500			820	700	4880	28.5	28880	1600
			5000			600	600	5440	32.25	32380	1750

BOBBIN WOUND FILTERS



RODAS 2500 FILTERS



General features:

- Bobbin wound filters made of polyester resin and fibreglass.
- Equipped with pressure gauge, air and water purge valves.
- Ø 400 mm top lid.
- Ø 140 sand discharge.
- All filters can be assembled with valve manifold.



Bed depth 1.2 m

Does not include
Valve manifold

Coding options
according to table on
page 158

Optional:
Standard American
sizes

Large filters of more
than 3000 mm will be
shipped by special
delivery.
Ask your dealer about
additional costs.

Ø Internal diameter	Effective length	Filtration Area	Filtration velocity	Recommended flow	Outlet Ø	Code filter			Valve mani- fold Manual, 5-valve code for 1 filter
						2.5 bar	4 bar	6 bar	
2500	3500	7.34	20	149	160	24938	25112	25112 PR 06	09177 HZ 25
			30	223	200	24939	25113	25113 PR 06	09180 HZ 25
			40	297	225	24940	25114	25114 PR 06	09185 HZ 25
	3000	8.62	20	172	200	22677	22708	22708 PR 06	09180 HZ 25
			30	258	225	22678	22709	22709 PR 06	09185 HZ 25
			40	345	250	22679	22710	22710 PR 06	19133 HZ 25
	4500	9.80	20	196	200	24947	25121	25121 PR 06	09180 HZ 25
			30	294	250	24948	25122	25122 PR 06	19133 HZ 25
			40	392	315	24949	25123	25123 PR 06	-
	4000	10.98	20	220	200	22680	22711	22711 PR 06	09180 HZ 25
			30	329	250	22681	22712	22712 PR 06	19133 HZ 25
			40	439	315	22682	22713	22713 PR 06	-

⁽¹⁾ The filter code does not include filter media or Valve manifold

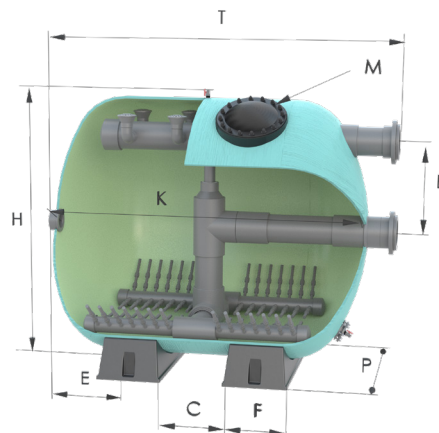
BOBBIN WOUND FILTERS

RODAS 2500 FILTERS



TECHNICAL FEATURES

Filter Media Loads
and Valve manifold
options on pages
161 and 163



STANDARD EQUIPMENT

Filter with laterals

Laterals 0.3 mm slots	Ø 1050 - 2500
Lateral manhole Ø 400	Ø 1050 - 1200
Top manhole Ø 400	Ø 1400 - 2500
Top manhole Ø 140	Ø 1050 - 1200
Air relief 3/4"	Ø 1050 - 2500
Sand drain Ø 140	Ø 1050 - 2500
Water drain 3/4"	Ø 1050 - 2500

OPTIONS TABLE

Ø (mm)

Pressure (bar)

Sight glass ⁽³⁾	Ø 135 mm	1050 - 3000	2.5 - 4
Vinylester. Ozone use ⁽⁴⁾		1050 - 3000	2.5 - 4 - 6
Use with salt water ⁽⁵⁾		1050 - 3000	2.5 - 4 - 6
Use with drinking water ⁽⁶⁾		1050 - 3000	2.5 - 4 - 6
UV resistant. Outdoor use		1050 - 3000	2.5 - 4 - 6

⁽³⁾ More than one Sight Glass can be placed. The vertical position is standard and the center of the sight glass is placed at the height of the depth bed. The position for the connections can vary and, by default, it is placed 45° left to the connections.

⁽⁴⁾ Maximum concentration of ozone 0.5 ppm in the water and maximum temperature 40°.

⁽⁵⁾ Maximum allowed concentration of salt 45 gr/l (seawater).

⁽⁶⁾ A certificate of the material suitable for use with drinking water is included.

Ø (mm)	B (mm)	H (mm)	K (mm)	Ø P (mm)	F (mm)	C (mm)	E (mm)	T (mm)	Standard Volume l	Weight in service kg	Net Weight kg
2500	710	2710	3500	1850	500	960	770	3850	28	24320	1505
			4000			500		4380	31.8	28250	1670
			4500			750	750	4940	35.55	32300	1835
			5000			500		5440	39.3	36230	2000

BOBBIN WOUND FILTERS



BERLIN FILTERS



Coding options
according to table on
page 158

Optional:
Standard American
sizes

- Bobbin wound filters made of polyester resin and fibreglass.
- Equipped with pressure gauge, and manual air and water purge valves.
- Ø 400 mm top lid cover.
- Suitable for filtration velocity of 20, 30, 40 and 50 m³/h/m².
- All filters can be assembled with valve manifold.
- Collector arms.

Ø Internal diameter	Filtration Area	Filtration velocity	Recommended flow	Outlet Ø	Code filter		Valve manifold Manual, 5-valve code for 1 filter
					2.5 bar	4 bar	
mm	m²	m³/h/m²	m³/h/m²	mm			
1050	0.87	50	43	Ø75	00545	07134	00771 BB 10
1200	1.13	50	56	Ø90	00546	07135	00776 BB 12

⁽¹⁾ The filter code does not include filter media or Valve manifold



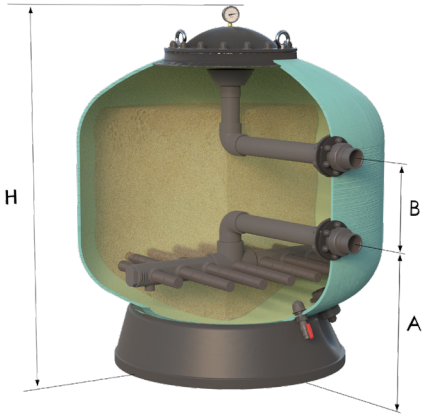

BOBBIN WOUND FILTERS



BERLIN FILTERS

TECHNICAL FEATURES

Filter Media Loads
and Valve manifold
options on pages
161 and 163



STANDARD EQUIPMENT

Top manhole Ø 400	1050 - 1200
Air relief 3/4"	1050 - 1200
Sand drain 2 ½ "	1050 - 1200
Water drain 2 ½ "	1050 - 1200

Filter with laterals

Ø (mm)	Ø Outlet (mm)	A (mm)	B (mm)	H (mm)	Net Weight kg	Standard Volume m³
1050	Ø75	500	310	1300	100	1.92
1200	Ø90	550	310	1450	130	2.70

CODING

The filter code is composed of eight digits. The first five digits correspond to the filter code and the last three digits correspond to the model – this information is given in the tables below.

This codification system is used for the Praga, Oslo, Olot, Rodas, Vic, Europe, Vesubio and Delta filters.

Position	1	2	3	4	5	-	6	7	8
----------	---	---	---	---	---	---	---	---	---

Position 1 to 5: Five digit code of the standard product.

Position 6 Specifies the nozzle plate and vinylester options	
0	Filter without nozzle plate
1	Filter with nozzle plate
2	Vinylester finish
3	With plate and vinylester
4	1" double effect priming valve kit
5	1" double effect priming valve kit + plate
6	1" double effect priming valve kit + plate and vinylester
7	2" double effect priming valve kit
8	2" double effect priming valve kit + plate
9	2" double effect priming valve kit + plate and vinylester

Position 7 Specifies side opening options	
0	Without nozzle plates
1	1 Ø 225 mm manhole
2	1 Ø 400 mm manhole
3	2 Ø 225 mm manholes
4	2 Ø 400 mm manholes
5	1 Ø 500 mm manhole

Position 8 Specifies sightglass options	
0	Without sightglasses
1	1 sightglass for laminated filter
2	1 Ø 135 mm sightglass
3	2 Ø 135 mm sightglasses
4	2 Ø 225 mm manholes

Notes: Rodas filters with nozzle plates are not available.
Ø 500 mm side opening for filters as of Ø 1050 mm.
Maximum vinylester option of 0.5 ppm.

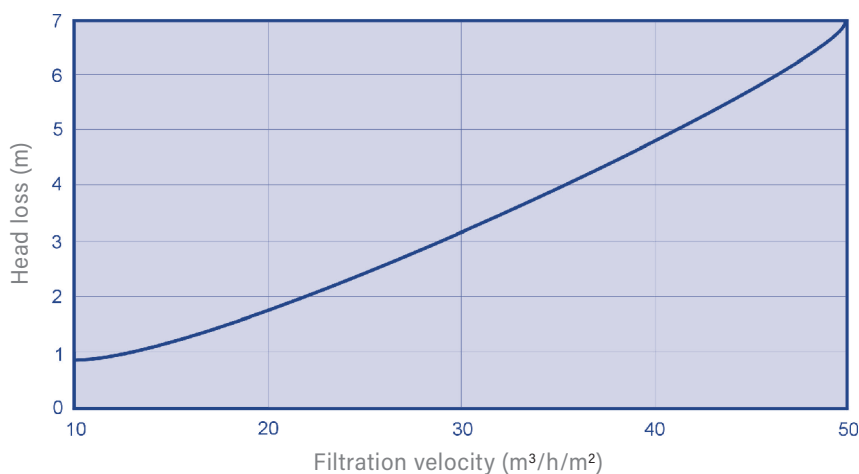
Please enquire pricing for various options:

- Vinylester finish
- Ø 225 mm and Ø 400 mm manhole
- Sightglass
- Plate



HEAD LOSS CURVE

Filters from Ø 1050 mm to Ø 3000 mm



FILTER MEDIA

VERTICAL FILTER MEDIA

Apparent Density (kg/m³)

Anthracite 0.8-1.6	800
Sand 0.4-0.8	1400
Gravel 1-2	1500
Grade 1 glass	1250
Grade 2 glass	1250
Grade 3 glass	1250



Anthracite



Gravel



Glass

			Ø D (mm)					
Model	Media (m³)		500	650	800	950	1000	1200
ARTIC	single-layer	Sand 0.4-0.8	225	380	530	830	1015	1360
		Gravel 1-2	50	100	165	260	320	410
	glass media	Grade 1 glass	150	275	375	600	750	1000
		Grade 2 glass	50	75	125	200	250	325
		Grade 3 glass	50	100	150	225	275	350
ARTIC PLUS	single-layer	Sand 0.4-0.8		470	660	1015	1240	1665
		Gravel 1-2		100	165	260	320	410
	glass media	Grade 1 glass		325	475	725	875	1175
		Grade 2 glass		100	150	225	275	375
		Grade 3 glass		125	150	250	300	400
DELTA 1000	single-layer	Sand 0.4-0.8	245	400	640		990	1425
		Gravel 1-2	60	85	156		300	350
	glass media	Grade 1 glass	175	275	450		725	1000
		Grade 2 glass	50	75	150		225	325
		Grade 3 glass	75	100	150		250	350
DELTA 1200	single-layer	Sand 0.4-0.8		450	765		1325	1765
		Gravel 1-2		85	156		300	350
	glass media	Grade 1 glass		325	500		850	1125
		Grade 2 glass		100	175		275	375
		Grade 3 glass		100	175		300	400
DELTA 1000 NOZZLE PLATE	single-layer	Sand 0.4-0.8		400	640		990	1425
		Gravel 1-2		45	80		120	175
	glass media	Grade 1 glass		275	450		725	1000
		Grade 2 glass		75	100		125	225
		Grade 3 glass		75	100		150	225
DELTA 1200 NOZZLE PLATE	single-layer	Sand 0.4-0.8		450	765		1325	1765
		Gravel 1-2		45	80		300	175
	glass media	Grade 1 glass		325	500		850	1125
		Grade 2 glass		75	125		200	300
		Grade 3 glass		75	125		225	350
NORMA	single-layer	Sand 0.4-0.8		450	765		1325	1765
		Gravel 1-2		45	80		300	175
	glass media	Grade 1 glass		325	500		850	1125
		Grade 2 glass		75	125		200	300
		Grade 3 glass		75	125		225	350
	multi-layer	Anthracite 0.8-1.6		120	200		315	450
		Sand 0.4-0.8		160	270		420	610
BEGUR (NORMA DIN)	single-layer	Sand 0.4-0.8		535	815		1270	1830
		Gravel 1-2		50	80		120	175
	glass media	Grade 1 glass		350	550		850	1125
		Grade 2 glass		75	125		200	300
		Grade 3 glass		75	125		225	350
	multi-layer	Anthracite 0.8-1.6		160	240		375	540
		Sand 0.4-0.8		270	410		635	915
		Gravel 1-2		100	160		240	350

Recommended weights. It can vary depending on the density of the product.

FILTER MEDIA

VERTICAL FILTER MEDIA

Apparent Density (kg/m³)

Anthracite 0.8-1.6	800
Sand 0.4-0.8	1400
Gravel 1-2	1500
Grade 1 glass	1250
Grade 2 glass	1250
Grade 3 glass	1250



Anthracite



Gravel



Glass

			Ø D (mm)												
Model	Media (m³)		1050	1200	1400	1600	1800	2000	2200	2350	2500	2600	2800	3000	
BERLIN 1.2 m bed depth collector arms	single-layer	Sand 0.4-0.8	575	800											
		Gravel 1-2	300	325											
	glass media	Grade 1 glass	500	700											
		Grade 2 glass	275	300											
VESUBIO 1 m bed depth collector arms	single-layer	Sand 0.4-0.8	1125	1350	1850	2723	3175	3650							
		Gravel 1-2	175	275	350	450	550	675							
	glass media	Grade 1 glass	650	775	1075	1575	1850	2125							
		Grade 2 glass	325	400	550	800	925	1075							
		Grade 3 glass	150	250	300	400	475	600							
	EUROPA, PRAGA, VIC 1 m bed depth collector arms	single-layer	Sand 0.4-0.8	950	1375	1650	2150	2800	3800	4650	5275	6000		8600	
			Gravel 1-2	300	325	450	675	750	1050	1800	1900	2200		3300	
glass media		Grade 1 glass	550	800	975	1250	1625	2225	2725	2075	3500		5025		
		Grade 2 glass	275	400	475	625	825	1100	1350	1550	1750		2500		
		Grade 3 glass	275	300	400	600	650	925	1575	1675	1925		2900		
		Sand 0.4-0.8	1300	1775	2300	3000	3800	4650	5625	6300	7075		10575		
	multi-layer	Gravel 1-2	300	350	500	775	850	1150	1400	1800	1975		3850		
		Anthracite 0.8-1.6	450	575	775	1000	1275	1575	1900	2175	2450		3550		
	glass media	Sand 0.4-0.8	700	800	1025	1375	1750	2125	2550	2925	3350		4825		
		Gravel 1-2	300	350	500	775	850	1150	1400	1800	1975		3850		
		Grade 1 glass	1700	2325	3025	3950	5000	6100	7375	8275	9275		13875		
		Grade 2 glass	375	525	675	875	1100	1350	1650	1850	2050		3100		
	single-layer	Grade 3 glass	275	300	450	675	750	1000	1225	1575	1725		3375		
		Sand 0.4-0.8	950	1375	1650	2150	2800	3800	4650	5275	6000		8600		
	glass media	Gravel 1-2	150	175	250	300	400	500	600	675	775		1100		
		Grade 1 glass	650	900	1100	1425	1875	2500	3075	3475	3950		5675		
		Grade 2 glass	325	450	550	725	925	1250	1525	1750	1975		2825		
		Sand 0.4-0.8	1300	1775	2300	3000	3800	4650	5625	6300	7075	8175	9500	10575	
	EUROPA, OSLO, OLOT 1.2 m bed depth nozzle plate	single-layer	Gravel 1-2	150	175	250	300	400	500	600	675	775	800	925	1100
			Anthracite 0.8-1.6	450	575	775	1000	1275	1575	1900	2175	2450	2550	2950	3550
multi-layer		Sand 0.4-0.8	700	800	1025	1375	1750	2125	2550	2925	3350	3700	4300	4825	
		Gravel 1-2	150	175	250	300	400	500	600	675	775	800	925	1100	
	glass media	Grade 1 glass	850	1150	1475	1925	2450	3000	3625	4075	4575			6800	
		Grade 2 glass	425	575	750	975	1225	1500	1825	2050	2300			3400	
	OLOT 1.5 m bed depth nozzle plate	multi-layer	Anthracite 0.8-1.6	450	575	775	1000	1275	1575	1900	2175	2450	2550	2950	3550
			Sand 0.4-0.8	725	950	1250	1650	2100	2550	3100	3525	4025	4450	5175	2775
Gravel 1-2			150	175	250	300	400	500	600	675	775	800	925	1100	
Gravel 2-3			150	175	250	300	400	500	600	675	775	800	925	1100	
BLANES (EUROPA DIN)	single-layer	Sand 0.4-0.8			2500	3250	4125	5100							
		Gravel 1-2			250	300	400	475							
	glass media	Grade 1 glass													
		Grade 2 glass													
		Grade 3 glass													
	multi-layer	Anthracite 0.8-1.6			600	775	975	1200							
Sand 0.4-0.8				1250	1650	2100	2550								
Gravel 1-2				475	625	800	975								

Recommended weights. It can vary depending on the density of the product.

FILTER MEDIA

HORIZONTAL FILTER MEDIA

Apparent Density (kg/m³)

Anthracite 0.8-1.6	800
Sand 0.4-0.8	1400
Gravel 1-2	1500
Grade 1 glass	1250
Grade 2 glass	1250
Grade 3 glass	1250



Anthracite



Gravel




Glass

			Ø D (mm)								
Model	Media (m³)		1900	2300	2500	2700	3000	3500	4000	4500	5000
1050	single-layer	Sand 0.4-0.8	950	1250	1525	1800	2025				
		Gravel 1-2	350	475	575	700	775				
	glass media	Grade 1 glass	625	825	1000	1175	1325				
		Grade 2 glass	200	275	325	400	450				
		Grade 3 glass	300	425	500	625	675				
1200	single-layer	Sand 0.4-0.8	1100	1425	1750	2075	2325				
		Gravel 1-2	425	550	700	825	925				
	glass media	Grade 1 glass	725	925	1150	1350	1525				
		Grade 2 glass	250	300	375	450	500				
		Grade 3 glass	375	475	625	725	800				
1400	single-layer	Sand 0.4-0.8	2100		2825		3450				
		Gravel 1-2	575		800		1000				
	glass media	Grade 1 glass	1375		1850		2250				
		Grade 2 glass	450		625		750				
		Grade 3 glass	500		700		875				
1600	single-layer	Sand 0.4-0.8	2850		3875		4750				
		Gravel 1-2	600		850		1050				
	glass media	Grade 1 glass	1875		2550		3100				
		Grade 2 glass	625		850		1050				
		Grade 3 glass	700		975		1200				
1800	single-layer	Sand 0.4-0.8			4850		5925	7000	8075		
		Gravel 1-2			975		1225	1475	1700		
	glass media	Grade 1 glass			3175		3875	4600	5300		
		Grade 2 glass			1050		1300	1525	1750		
		Grade 3 glass			850		1075	1300	1500		
2000	single-layer	Sand 0.4-0.8			6575		8025	9475	10925	12375	13825
		Gravel 1-2			1050		1300	1550	1800	2075	2350
	glass media	Grade 1 glass			4325		5275	6225	7175	8125	9075
		Grade 2 glass			1450		1750	2075	2400	2700	3024
		Grade 3 glass			925		1150	1350	1575	1825	2050
2350	single-layer	Sand 0.4-0.8					9300	11050	12800	14525	16250
		Gravel 1-2					2575	3125	3650	4200	4750
	glass media	Grade 1 glass					6100	7250	8400	9525	10675
		Grade 2 glass					2025	2425	2800	3175	3550
		Grade 3 glass					2250	2750	3200	3675	4150
2500	single-layer	Sand 0.4-0.8						11675	13500	15350	17200
		Gravel 1-2						3175	3725	4300	4850
	glass media	Grade 1 glass						7650	8850	10075	11275
		Grade 2 glass						2550	2950	3350	3750
		Grade 3 glass						2775	3250	3775	2450


Recommended weights. It can vary depending on the density of the product.

VALVES MANIFOLD

Manual Manifold. 5 Butterfly Valves




Split-up

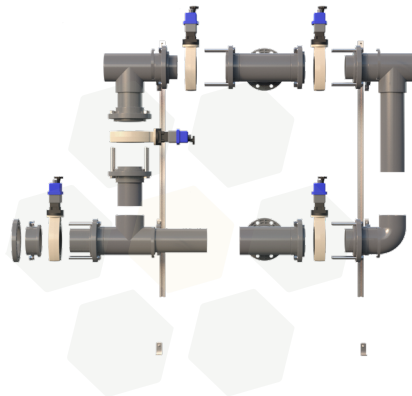


- Butterfly valve.
- Regulable opening every 15° with position holding.
- One piece body in PVC-U.
- Fixed in the set with galvanized steel screws.
- Standard flanges DIN 2501.

Electric Manifold. 5 Butterfly Valves




Split-up




- Butterfly valve with electric actuator J+J 80-240V.
- Electronic torque control, with limitation of maximum torque.
- Anti-condensation heating resistor.
- Automatic / manual lever, with manual override.
- Open and closed volt free contacts.
- Indicator LED operating / error.
- Enclosure in anticorrosive polyamide.
- Standard flanges DIN 2501.
- Fixed in the set with galvanized steel screws.

Pneumatic Manifold. 5 Butterfly Valves



Split-up



- Butterfly valve with pneumatic actuator CH-air with limit switch box.
- Rack and pinion drive.
- Valve position visualization.
- NAMUR connection that allows the assembly of the solenoid valve.
- Final position regulation in the actuator (+/- 5°).
- Fixed in the set with galvanized steel screws.
- Standard flanges DIN 2501.

Installation details

Tightening torques (Installation)

D (mm)	63	75	90	110	125 - 140	160	200 - 225	250 - 280	315
DN (mm)	50	65	80	100	125	150	200	250	300
Screws	4xM16x120	4xM16x120	4xM16x150	4xM16x160	4xM16x170	4xM20x200	4xM20x210	4xM20x270	4xM20x310
(N.m)	25	25	25	30	35	40	50	80	80

VALVES MANIFOLD

VALVES MANIFOLD CODIFICATION



Ø OUTLET + MODEL + Ø FILTER

CODING EXAMPLES FOR 1 FILTER

-5 valves, manual. Olot filter Ø1200-125 00785 OL 12

CODING EXAMPLES FOR 2 FILTERS

-5 valves, manual 2 filters Prague Ø1600-125 09180 2BS 516

In this case, it's necessary to search the equivalent outlet for two filters with Ø125 according to the filtration speed. For this example, the speed is 50 (indicated by a 5 at the beginning of the last two digits) and the outlet is Ø200. The number of filters is indicated in front of the filter model, in this case, 2.

Model Filter

Model	Code
Berlin	BB
Praga	BS
Vic	VI
Oslo	BA
Olot	OL
Europe	EU
Vesubio	VO
Rodas	HZ

Ø Filter

Model	Code
1050	10
1200	12
1400	14
1600	16
1800	18
2000	20
2350	23
2500	25
2600	26
2800	28
3000	30

Ø Outlet

Manual Manifolds - 4 Valves

63	00747	Manual Manifold 4 Val. D. 63
75	00749	Manual Manifold 4 Val. D. 75
90	00754	Manual Manifold 4 Val. D. 90
110	00758	Manual Manifold 4 Val. D. 110
125	00763	Manual Manifold 4 Val. D. 125
140	00767	Manual Manifold 4 Val. D. 140
160	09205	Manual Manifold 4 Val. D. 160
200	09160	Manual Manifold 4 Val. D. 200
225	09164	Manual Manifold 4 Val. D. 225
250	26244	Manual Manifold 4 Val. D. 250

Manual Manifolds - 5 Valves

63	00769	Manual Manifold 5 Val. D. 63
75	00771	Manual Manifold 5 Val. D. 75
90	00776	Manual Manifold 5 Val. D. 90
110	00780	Manual Manifold 5 Val. D. 110
125	00785	Manual Manifold 5 Val. D. 125
140	00789	Manual Manifold 5 Val. D. 140
160	09177	Manual Manifold 5 Val. D. 160
200	09180	Manual Manifold 5 Val. D. 200
225	09185	Manual Manifold 5 Val. D. 225
250	19133	Manual Manifold 5 Val. D. 250

Electric Manifolds - 4 Valves

63	00747E	Electric Manifold 4 Val. D. 63
75	00749E	Electric Manifold 4 Val. D. 75
90	00754E	Electric Manifold 4 Val. D. 90
110	00758E	Electric Manifold 4 Val. D. 110
125	00763E	Electric Manifold 4 Val. D. 125
140	00767E	Electric Manifold 4 Val. D. 140
160	09205E	Electric Manifold 4 Val. D. 160
200	09160E	Electric Manifold 4 Val. D. 200
225	09164E	Electric Manifold 4 Val. D. 225
250	26244E	Electric Manifold 4 Val. D. 250

Electric Manifolds - 5 Valves

63	00769E	Electric Manifold 5 Val. D. 63
75	00771E	Electric Manifold 5 Val. D. 75
90	00776E	Electric Manifold 5 Val. D. 90
110	00780E	Electric Manifold 5 Val. D. 110
125	00785E	Electric Manifold 5 Val. D. 125
140	00789E	Electric Manifold 5 Val. D. 140
160	09177E	Electric Manifold 5 Val. D. 160
200	09180E	Electric Manifold 5 Val. D. 200
225	09185E	Electric Manifold 5 Val. D. 225
250	19133E	Electric Manifold 5 Val. D. 250

Pneumatic manifolds - 4 Valves

63	00747N	Pneumatic Manifold 4 Val. D. 63
75	00749N	Pneumatic Manifold 4 Val. D. 75
90	00754N	Pneumatic Manifold 4 Val. D. 90
110	00758N	Pneumatic Manifold 4 Val. D. 110
125	00763N	Pneumatic Manifold 4 Val. D. 125
140	00767N	Pneumatic Manifold 4 Val. D. 140
160	09205N	Pneumatic Manifold 4 Val. D. 160
200	09160N	Pneumatic Manifold 4 Val. D. 200
225	09164N	Pneumatic Manifold 4 Val. D. 225
250	26244N	Pneumatic Manifold 4 Val. D. 250

Pneumatic manifolds - 5 Valves

63	00769N	Pneumatic Manifold 5 Val. D. 63
75	00771N	Pneumatic Manifold 5 Val. D. 75
90	00776N	Pneumatic Manifold 5 Val. D. 90
110	00780N	Pneumatic Manifold 5 Val. D. 110
125	00785N	Pneumatic Manifold 5 Val. D. 125
140	00789N	Pneumatic Manifold 5 Val. D. 140
160	09177N	Pneumatic Manifold 5 Val. D. 160
200	09180N	Pneumatic Manifold 5 Val. D. 200
225	09185N	Pneumatic Manifold 5 Val. D. 225
250	19133N	Pneumatic Manifold 5 Val. D. 250

REGENERATIVE MEDIA FILTERS

ASTRALPOOL

NEW
2023

FMR Regenerative media filters



- The filter is the basic unit that we must select based on the desired flow rate. Speed is an important factor, a minimum of 1.3 m³/h/m² and a maximum of 4.8 m³/h/m² is established.
- The bypass valve battery is used to carry out backwashing and maintain the filter in maintenance with water circulation in the system. It is possible to choose between manual or automatic bypass, the latter using pneumatic valves.
- The cabinet is the necessary mechanism to cause the filter regenerations and in the case of the monitored system for the management of probes, system pumps, peripherals and communications.
- The components, such as flow, pressure, temperature, conductivity sensors, are necessary to connect them to the cabinet and to monitor the values of the pool.

The regenerative media (perlite) filters are designed for efficient water purification in pools for collective use. The water filtration system uses perlite as a regenerating filtration media, capable of filtering water down to 1 micron and with low water, energy and chemical requirements compared to traditional flint and glass filters.

FMR filters main components:

- Cylinder and internal candles made of AISI-316 STAINLESS steel.
- Vibrator and compressor for regeneration.
- Perlite filtration media.
- Pressure gauge panel for pressure control.
- Connection flanges to the installation.

As an option:

- Manual valve manifold
- Automatic valve manifold
- Basic control cabinet (BASIC)
- Basic control cabinet with automatic bypass (BASIC AUT)

	Code	Standard Pack	Standard weight in kg	Standard volume in m ³
HI500 - D.90mm - 10m ² - 5.7KG	WPP-HI-0500	-	-	-
HI650 - D.110mm - 17m ² - 9.7KG	WPP-HI-0650	-	-	-
HI850 - D.125mm - 32m ² - 18KG	WPP-HI-0850	-	-	-
HI1050 - D.160mm - 47m ² - 27KG	WPP-HI-1050	-	-	-
HI1050L - D.200mm - 61m ² - 35KG	WPP-HI-1050L	-	-	-
HI1350 - D.200mm - 80m ² - 46KG	WPP-HI-1350	-	-	-
HI1600 - D.250mm - 117m ² - 67KG	WPP-HI-1600	-	-	-
HI1600L - D.315mm - 150m ² - 86KG	WPP-HI-1600L	-	-	-

BYPASS VALVES MANIFOLD

ASTRALPOOL

Filter bypass can be manual or automatic, this last with pneumatic valves. Therefore, an air compressor must be available.

Bypass valves manifold includes:

- Piping, flanges, screws and gaskets.
- Filter inlet check valve.
- Automatic (with pneumatic drives) or manual valves depending on version.

	Code	Standard Pack	Standard weight in kg	Standard volume in m ³
Bypass Manual				
Manual bypass set DN90, FMR PI-500	WPP-KITBYP-0090	-	-	-
Manual bypass set DN110, FMR PI-650	WPP-KITBYP-0110	-	-	-
Manual bypass set DN125, FMR PI-850	WPP-KITBYP-0125	-	-	-
Manual bypass set DN160, FMR HI-1050	WPP-KITBYP-3160	-	-	-
Manual bypass set DN200, FMR HI-1350	WPP-KITBYP-3200	-	-	-
Manual bypass set DN250, FMR HI-1600	WPP-KITBYP-3250	-	-	-
Manual bypass set DN315, FMR HI-1600L	WPP-KITBYP-3315	-	-	-
Bypass automatic pneumatic				
Automatic bypass set DN90, FMR PI-500	WPP-KITBYP-1090	-	-	-
Automatic bypass set DN110, FMR PI-650	WPP-KITBYP-1110	-	-	-
Automatic bypass set DN125, FMR PI-850	WPP-KITBYP-1125	-	-	-
Automatic bypass set DN160, FMR HI-1050	WPP-KITBYP-4160	-	-	-
Automatic bypass set DN200, FMR HI-1350	WPP-KITBYP-4200	-	-	-
Automatic bypass set DN250, FMR HI-1600	WPP-KITBYP-4250	-	-	-
Automatic bypass set DN315, FMR HI-1600	WPP-KITBYP-4315	-	-	-

REGENERATIVE MEDIA FILTERS

ASTRALPOOL NEW
2023

BASIC FMR CONTROL CABINET

The regenerative media filter control cabinet consists in a basic control panel and automation to do the filter regeneration and management in a fully automatic way. The filter renewal will be every 4 hours, with a programmable filtration system shutdown and a regeneration of the filtration media by controlling the filter vibrating system. Only with the filter regenerating control box the system will be allowed to do the regeneration in a fully automatic way.

Control box includes:

- Basic control box.
- Automation for regeneration control and filter management.

	Code	Standard Pack	Standard weight in kg	Standard volume in m ³
Basic cabinet	WPP-CTRL-0100	-	-	-
Basic cabinet + Automatic bypass	WPP-CTRL-0101	-	-	-

REGENERATIVE MEDIA PERLITE

ASTRALPOOL 

	Code	Standard Pack	Standard weight in kg	Standard volume in m ³
Regenerative media Perlite	MF-0013-010	-	-	-