

RESIDENTIAL PUMPS



202 PUMP FEATURES AND SELECTION

205 VARIABLE SPEED PUMPS

205 Victoria Plus Silent VS

206 SELF-PRIMING PUMPS

206 Victoria Plus Silent

207 Verdon ES

208 Sena

209 CONTROL BOXES

213 COUNTERCURRENT SWIMMING EQUIPMENT - SELECTION & EQUIPMENT



224 PUMPS

228 FloPro™

230 E30iQ

232 FloPro™ VS

234 iQPUMP



236 PUMPS

236 SSP

237 VSP



ALBA
INTERNATIONAL (PVT) LTD.

Your Trustworthy Partner
www.alba.com.mv

ASTRALPOOL PUMPS

EXCELLENCE AT THE HEART OF POOLS

At AstralPool, we don't just strive for good performance or innovative products but for the highest quality & reliability. Because what really makes the difference in the world of pumps is that everything goes the right way, as pumps are the heart of the pool.

And the only way to achieve this is through excellence every step of the way, from conceptualization to industrialization.

RELIABILITY IN DESIGN AND MANUFACTURING



A 30-YEAR-OLD EXPERTISE

At AstralPool, we have more than 30 years of experience designing, manufacturing, and supervising every aspect of the whole process in-house.

With **our 5 worldwide R&D centers** and **factories in Europe**, we are giving the best of ourselves to produce high-quality pumps as our customers deserve nothing but the best.

Our expertise has led us to become one of the market leaders, **more than 0.5 million pumps delivered annually** to the pool industry.



EUROPEAN ENGINEERING & MANUFACTURING

We use the latest technologies such as computer-aided design and engineering (CAD/CAE), flow and mechanical simulations (CFD/FEA) to deliver **high-performing, reliable and efficient pumps**.

Our more than a year long prototyping and industrialization processes, in which everything is adjusted to its detail, piece by piece, mould by mould, assure us that **all products are equally perfect**.

During all the processes, we ensure that the quality of our pumps meets our expectations. This is why we develop **with more than 500 R&D tests** and more than **200 endurance tests annually**. Additionally, **we test 100% of our pumps** produced in our own factory under the quality certification of ISO 9001.



BEST IN CLASS SERVICE

Our dedicated team is here to offer an **efficient & close service** to support our customers during the whole journey through a committed sales team, detailed product training, wide logistic network and all the organization focused on customer satisfaction.

Thanks to our more than **100 Fluidra Pro centers** and direct presence in more than 35 countries, we are committed to bringing **proximity, service, and flexibility**.

Want to know more about AstralPool pumps? Check our video by flashing this QR code.



A WIDE RANGE TO MEET EVERY NEED



VARIABLE SPEED PUMPS

The sustainable solution, that ensures crystal-clear water and quietness while enabling great energy savings.



COMFORT SINGLE SPEED PUMPS

The widest range of pumps, able to fit any pool, that combines high performance and easy maintenance.



COMPACT SINGLE SPEED PUMPS

Small sized to fit everywhere, suitable for small to medium pools.

A UNIQUE TRACK RECORD

Many emblematic institutions around the world have trusted us for their pumps. We provide pumps for all kind of installations: swimming pools, aquariums, wellness, spas, fountains and lagoons.



ASIAN GAMES — INDONESIA



NEWCASTLE GREAT EXHIBITION OF THE NORTH — UNITED KINGDOM



AQUATICUM WATER PARK — HUNGARY

PUMP SELECTION GUIDE

HOW DO YOU SELECT THE PUMP THAT YOU NEED?

The selection of the pump is essential for running a pool's water treatment system.

The pump is the heart of a water facility and provides the power that makes the water circulate.

Its main use is to filter the water so that it is clear and to ensure its full recirculation. The main steps for selecting a pump are:

- Setting the flow rate required depending on the pool's volume and dirt load. The flow rate must always be suitable for the filter fitted. It is very important that it neither be too slow nor too fast.
- Setting the pressure required depending the hydraulic facility's features.
- Taking into account any other units that may have been installed, such as salt chlorinators and heat pumps,

whenever they involve constraints on the flow rate or pressure. For example, if a minimum flow rate is required for a unit to run.








- Selecting the pump ranges that supply this flow rate and pressure.
- Choosing the pump with the features that are best suited to a pool's requirements and those of its owner.

Pumps also have other uses, such as running water features and massage jets. In such cases, read the specifications for each use and select the right pump.








Variable speed technology delivers the highest levels of comfort and features. It is without a doubt the best choice for the most exacting users.

PUMP RANGES AND MAIN ADVANTAGES

To select the right pump, you can use the following table that shows the features according to pool size.

FEATURES				
COMFORT VARIABLE SPEED	<div>+</div> <ul style="list-style-type: none">1. Energy savings2. Quiet operation3. Crystal Clear water	<div>Victoria Plus Silent VS</div>		
	COMFORT SINGLE SPEED	<ul style="list-style-type: none">1. Wide range for any pool size2. Easy maintenance3. High performance	<div>Victoria Plus Silent</div> <div>Verdon ES</div>	
COMPACT SINGLE SPEED		<div>-</div> <ul style="list-style-type: none">1. For small to medium pools2. Small sized to fit everywhere3. Intermediate performance	<div>Sena</div>	
		SMALL POOL	MEDIUM-SIZED POOL	LARGE POOL
				

PUMP FEATURES AND SELECTION

VARIABLE SPEED COMFORT		SINGLE SPEED COMFORT		SINGLE SPEED COMPACT			
							
VICTORIA PLUS SILENT VS		VICTORIA PLUS SILENT		VERDON ES		SENA	
100 - 200		50 - 300		50 - 300		33 - 125	
17.0 - 26.0		8.0 - 33.0		7.0 - 31.0		3.5 - 16.3	
1~		1~ and 3~ for all		1~ from 50 to 75 1~ & 3~ from 100 to 300		1~ from 33 to 50 1~ & 3~ from 75 to 125	
D50 to D63 or 2"		D50 to D75 or 2"		D50 to D75		D50	
Yes D50-D63 acc. to power		Yes D50-D75 acc. to power		Yes D50-D75 acc. to power		Yes D50	
Victoria Plus*		Victoria Plus*		ESPA Silen S2**			
3		3		3		0.9	
★★★★★		★★★★★		★★★★★		★★★★★	
62 - 47		61		64		62	
Standalone Dry contacts Fluidra Connect remote control Automated system		On/Off		On/Off		On/Off	
Hourly 3 speeds		--		--		--	
LCD display Removable interface		--		--		--	
Yes - Fluidra Connect		--		--		--	
 (1)		 (1)		 (1)			

→ Table of self-priming filtration pumps for residential pools.

→ For details on backward compatibility in multi-compatibility ranges, see the product's technical specifications, catalogue or website.

→ Total efficiency (hydraulic power/electric power consumed). Comparison based on internal tests on the ranges shown in this table.

→ Noise. Based on internal tests. A 1 HP model for ranges with multiple powers.

→ Flow rates at 10 m.c.w. for Comfort ranges and at 8 m.c.w. for Compact ranges.

* Full backward compatibility with pump-friendly installations.

** These are third-party brands that are not related to Fluidra

(1) Check conditions for the warranty extension. Only available in selected countries.

VICTORIA PLUS SILENT VS

Shhhhh... Relax and enjoy the silence of your pool

A NEW GENERATION OF FILTRATION PUMPS



Silent

At just 45 dB, it is amongst the most silent pumps in the market



Savings

A variable speed pump that could see you save as 900€ in power consumption



Fluidra Connect connectivity

Download the app and program it from your mobile phone or tablet



User-friendly display

Easy to use and program with the added bonus that it can be installed on a wall



Easy to replace

Compatible with all earlier Victoria models by AstralPool



Reliability

Cutting-edge engineering tested for a long, problem-free service life





Fluidra Connect compatible

* Check conditions for the warranty extension. Only available in selected countries.

Installation and control:



HMI control system on pump



HMI control system on wall

- + Excellence in energy savings
- + High comfort
- + Optimized filtration quality

DESCRIPTION

The Victoria Plus Silent pump for residential pools comes with two motor powers, has variable speeds and can be automatically controlled.

This pump has been designed for both new-build pools and as a replacement for pumps already fitted.

Significant power savings can be made thanks to the use of variable speeds and the timer.

The pump is compatible with the Fluidra Connect platform.

It has a built-in HMI controller with the possibility of mounting it on a wall for better usability.

Bathers experience a greater feeling of well-being due to the reduced noise level.

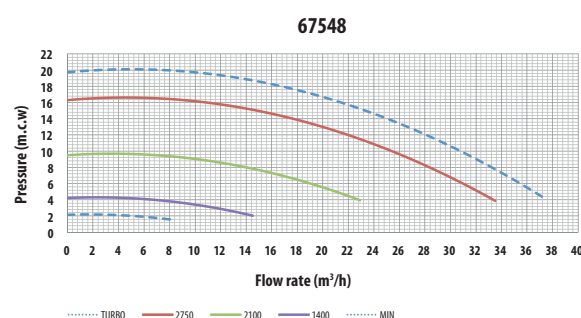
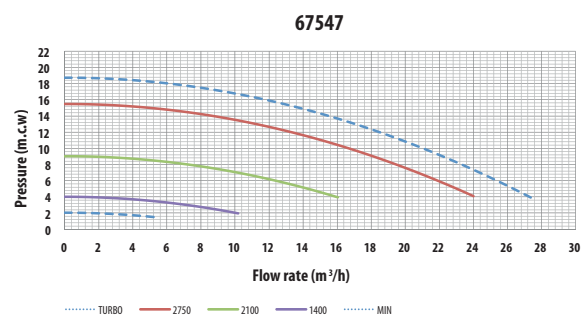
There are digital inputs and outputs for the smooth running of all pool units, such as the salt chlorinator and heat pump. It includes a power factor correction function for reducing current flow. It does not require an external power pack for Fluidra Connect.

	Code	Standard Pack	Standard weight in kg	Standard volume in m ³
Victoria Plus Silent VS 100	67547	1	19	0.087
Victoria Plus Silent VS 200	67548	1	22	0.087

TECHNICAL FEATURES

	67547			67548		
	LOW	MEDIUM	HIGH	LOW	MEDIUM	HIGH
Speed (rpm)	1400	2100	2750	1400	2100	2750
Voltage (V)	220-240	220-240	220-240	220-240	220-240	220-240
Frequency (Hz)	50/60	50/60	50/60	50/60	50/60	50/60
Power (W)	170	470	1030	258	750	1560
Current (A)	1	2.2	4.5	1.4	3.4	7.1
Flow rate (m ³ /h)	8.2	12.4	16.7	11.1	18.8	25.5
Pressure (m)	2.7	6.1	10	3.2	6.2	10
Efficiency (l/Wh)	48.3	26.4	16.2	43	25	16.3
Max. working pressure (m)	4	9	15.5	4	9.4	16.3
Noise (dB)	45	53	61	51	58	66

PERFORMANCE



Menu-driven adjustments and settings



Intuitive weekly timer settings



Pre-set and adjustable speeds



Power consumption and savings display

Victoria Plus Silent



- + Long service life
- + Superior performance
- + For all pools

DESCRIPTION

A self-priming pump with single-phase and three-phase motors. A prefilter is mounted on the body of the pump to prevent foreign bodies from entering it that may damage its hydraulic parts. The motors supplied come with an IP-55 protection rating and have been prepared to withstand hot environments and high levels of humidity. GS marking. The main characteristics of Victoria Plus Silent are:

- Low noise level: between 61 dB and 70 dB.
- Easy to use: Prefilter cap with 2 levers included (no spanner needed).
- Compatibility: Fully compatible in pools fitted with a Victoria Plus pump.
- Larger front bearing for improved axial thrust.
- PVC accessories assembly included in pump.



* Check conditions for the warranty extension. Only available in selected countries.



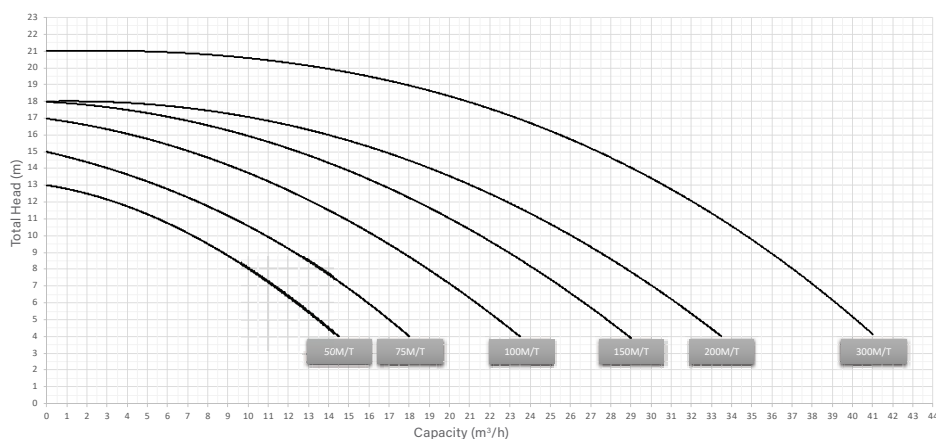
	Code	Standard Pack	Standard weight in kg	Standard volume in m ³
Victoria Plus Silent 50M	65557	1	12	0.07
Victoria Plus Silent 50T	65558	1	12	0.07
Victoria Plus Silent 75M	65560	1	13	0.07
Victoria Plus Silent 75T	65561	1	13	0.07
Victoria Plus Silent 100M	65562	1	14	0.07
Victoria Plus Silent 100T	65563	1	14	0.07
Victoria Plus Silent 150M	65564	1	17	0.07
Victoria Plus Silent 150T	65565	1	17	0.07
Victoria Plus Silent 200M	65566	1	18	0.07
Victoria Plus Silent 200T	65567	1	19	0.07
Victoria Plus Silent 300M	65569	1	23	0.07
Victoria Plus Silent 300T	65570	1	19	0.07

TECHNICAL FEATURES

REF	MODEL	Voltage	Flow at H _N	Nominal Head	Maximum Head	Maximum Flow	Motor Rated Output	Maximum Absorbed Power	Pipe Size
		U _N	Q _N	H _N	H _{MAX.}	Q _{MAX.}	P _{2N}	P _{1MAX}	D
		V	m ³ /h	m	m	m ³ /h	kW	kW	mm
65557	50M	230	7.5	10	13	14.5	0.38	0.58	D50
65558	50T	230/400	7.5	10	13	14.5	0.38	0.55	D50
65560	75M	230	11	10	15	18	0.56	0.72	D50
65561	75T	230/400	11	10	15	18	0.56	0.72	D50
65562	100M	230	16	10	17	23.5	0.75	0.98	D50
65563	100T	230/400	16	10	17	23.5	0.75	1.02	D50
65564	150M	230	21.5	10	18	29	1.12	1.40	D63
65565	150T	230/400	21.5	10	18	29	1.12	1.40	D63
65566	200M	230	26	10	18	33.5	1.49	1.80	D63
65567	200T	230/400	26	10	18	33.5	1.49	1.80	D63
65569	300M	230	35	10	21	41	2.24	2.59	D75
65570	300T	230/400	35	10	21	41	2.24	2.40	D75

Maximum flow at Head of 4 m.c.w

PERFORMANCE



Verdon ES



- + Simple and reliable
- + For all pools
- + Easy maintenance

DESCRIPTION

Verdon ES is a wide range of self-priming pumps. Designed and produced to serve professional performance, to be reliable and with an exceptional value for money.

Ease of use and maintenance thanks to its large prefilter.

PVC accessories included in the pump.



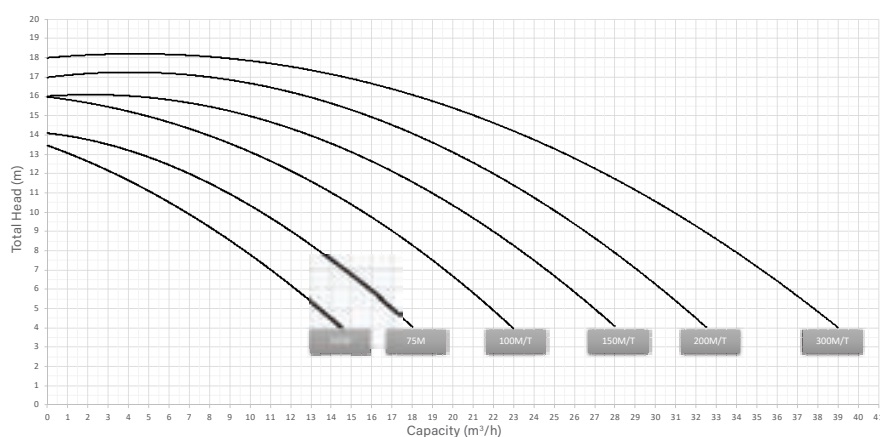
	Code	Standard Pack	Standard weight in kg	Standard volume in m³
Verdon ES 50M	73676	1	12	0.07
Verdon ES 75M	73678	1	13	0.07
Verdon ES 100M	73680	1	14	0.07
Verdon ES 100T	73681	1	14	0.07
Verdon ES 150M	73682	1	17	0.07
Verdon ES 150T	73683	1	17	0.07
Verdon ES 200M	73684	1	18	0.07
Verdon ES 200T	73685	1	19	0.07
Verdon ES 300M	73686	1	23	0.07
Verdon ES 300T	73687	1	19	0.07

TECHNICAL FEATURES

REF	MODEL	Voltage	Flow at H _N	Nominal Head	Maximum Head	Maximum Flow	Motor Rated Output	Maximum Absorbed Power	Pipe Size
		U _N	Q _N	H _N	H _{MAX.}	Q _{MAX.}	P _{2N}	P _{1MAX}	D
		V	m³/h	m	m	m³/h	kW	kW	mm
73676	50M	230	7	10	13.5	14.5	0.38	0.56	D50
73678	75M	230	10.5	10	14	18	0.56	0.73	D50
73680	100M	230	15.5	10	16	23	0.75	0.96	D50
73681	100T	230/400	15.5	10	16	23	0.75	0.96	D50
73682	150M	230	20.5	10	16	28	1.12	1.42	D63
73683	150T	230/400	20.5	10	16	28	1.12	1.35	D63
73684	200M	230	25	10	17	32.5	1.49	1.85	D63
73685	200T	230/400	25	10	17	32.5	1.49	1.85	D63
73686	300M	230	31	10	18	39	2.24	2.56	D75
73687	300T	230/400	31	10	18	39	2.24	2.35	D75

Maximum flow at Head of 4 m.c.w

PERFORMANCE



Sena



- + Simple and reliable
- + Small sized to fit everywhere
- + For small to medium sized pools

DESCRIPTION

A compact self-priming pump with single-phase and three-phase motors. GS marking. IP-55 protection rating, Class F insulation and AISI-316 stainless steel for all components in direct contact with water.



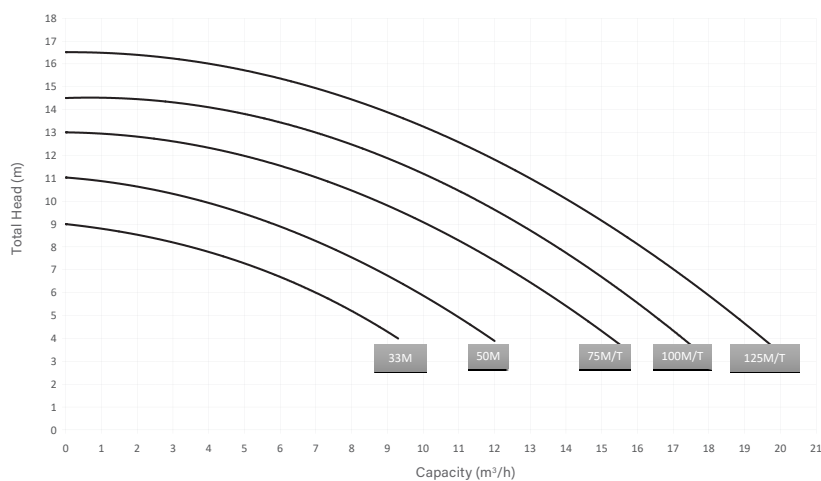
	Code	Standard Pack	Standard weight in kg	Standard volume in m ³
Sena 33M	25461	1	10.20	0.055
Sena 50M	25462	1	10.20	0.055
Sena 75M	25463	1	11.65	0.055
Sena 75T	25464	1	11.40	0.055
Sena 100M	25465	1	12.75	0.055
Sena 100T	25466	1	13.00	0.055
Sena 125M	25467	1	13.75	0.055
Sena 125T	25468	1	13.55	0.055

TECHNICAL FEATURES

REF	MODEL	Voltage	Flow at H _N	Nominal Head	Maximum Head	Maximum Flow	Motor Rated Output	Maximum Absorbed Power	Pipe Size
		U _N	Q _N	H _N	H _{MAX.}	Q _{MAX.}	P _{2N}	P _{1MAX}	D
		V	m ³ /h	m	m	m ³ /h	kW	kW	mm
25461	33M	230	3.5	8.0	9.0	9.3	0.25	0.46	D50
25462	50M	230	7.5	8.0	11.0	12.0	0.38	0.61	D50
25463	75M	230	11.2	8.0	13.0	15.3	0.56	0.91	D50
25464	75T	230/400	11.2	8.0	13.0	15.3	0.56	0.91	D50
25465	100M	230	13.8	8.0	14.5	17.3	0.75	1.14	D50
25466	100T	230/400	13.8	8.0	14.5	17.3	0.75	1.14	D50
25467	125M	230	16.0	8.0	16.5	19.5	0.94	1.19	D50
25468	125T	230/400	16.0	8.0	16.5	19.5	0.94	1.19	D50

Maximum flow at Head of 4 m.c.w

PERFORMANCE



- IP-65 protection.
- Glass panel with lock and key.
- All units are compatible with:
 - 220/240V 1-phase (P+N+T) 50Hz/60Hz
 - 380/415V 3-phase (3P+N+T) 50Hz/60Hz
 - 220/230V 3-phase (3P+T) 50Hz/60Hz
- 24h programming clock with hourly programming.
- Connection for remote control of pump (on/off,...) and for auxiliary equipment (cold detector, level control...).
- All products supplied with:
 - Electrical diagram
 - Connection diagram
 - Instructions for installation
 - CE conformity certificate
 - Stuffing box at every cable entrance
 - Screws and plugs (4) for fixing to wall
- The control box model should be selected according to the nominal voltage of the pump:

TECHNICAL FEATURES

Type	Intensity range	Power Range 1-phase 230V	Power Range 3-phases 400V	Power Range 3-phases 230V
A	1.6A - 2.5A	¼ HP	¾ HP - 1 HP	½ HP
B	2.5A - 4A	½ HP	1.5 HP - 2 HP	¾ HP - 1 HP
C	4A - 6.3A	¾ HP - 1 HP	3 HP*	1.5 HP
D	6A - 10A	1.5 HP	4 HP**	2 HP - 3 HP

* Also 3.5 hp 400V 3~ in plastic (code 08003)

** Also 4.5 and 5.5 hp 400 V 3~ in plastic (codes 08004, 08005)

Control box for pump overload protection


DESCRIPTION

Thermal overload protection (1.6 to 10A), contactor, 24 hr programming clock, modular switch with 3 positions, Auto / 0 / Manual.

	Code	Standard Pack	Standard weight in kg	Standard volume in m ³
Type A	25717	1	1.9	0.014
Type B	25718	1	1.9	0.014
Type C	25719	1	1.9	0.014
Type D	25720	1	1.9	0.014

Control box

for pump overload protection and underwater light


DESCRIPTION

Thermal overload protection (1.6 to 10A), contactor, 24 hr programming clock, modular switch with 3 positions: Auto / 0 / Manual.

	Code	Standard Pack	Standard weight in kg	Standard volume in m ³
Type A	25721	1	2.3	0.014
Type B	25722	1	2.3	0.014
Type C	25723	1	2.3	0.014
Type D	25724	1	2.3	0.014



Complies with Standard
EN 16582-1:2015



Control box for pumps overload protection and underwater light with differential protection



DESCRIPTION

Thermal overload protection (1.6 to 10A), contactor, 24 hr programming clock. Three positions: Auto/0/manual. Protected 230 V 10 A output and controlled for underwater projectors. Single-phase.

	Code	Standard Pack	Standard weight in kg	Standard volume in m ³
Type A	25725	1	2.1	0.014
Type B	25726	1	2.1	0.014
Type C	25727	1	2.1	0.014
Type D	25728	1	2.1	0.014

Control box for pump overload protection and underwater light with differential protection



DESCRIPTION

Thermal overload protection (1.6 to 10A), contactor, 24 hr programming clock. Three positions: Auto/0/manual. Protected 230 V 10 A output and controlled for lights. Three phases. Three-phase.

	Code	Standard Pack	Standard weight in kg	Standard volume in m ³
Type A	25729	1	2.4	0.015
Type B	25730	1	2.4	0.015
Type C	25731	1	2.4	0.015
Type D	25732	1	2.4	0.015

Control box for pump overload protection and 1 set of LED underwater lights



DESCRIPTION

Control box for pump overload protection and 1 set of LED underwater lights. Thermal overload protection (1.6 to 10A), contactor, 24 hr programming clock. Three positions: Auto/0/manual. 12V 100VA. Protected output for 1 set of LED underwater lights.

	Code	Standard Pack	Standard weight in kg	Standard volume in m ³
Type A	74991	1	4.6	0.021
Type B	74992	1	4.6	0.021
Type C	74993	1	4.6	0.021
Type D	74994	1	4.6	0.021

CONTROL BOXES



Control box for pump overload protection and 1 underwater light



DESCRIPTION

Control box for pump overload protection and 1 underwater light.
Thermal overload protection (1.6 to 10A), contactor, 24 hr programming clock.
Three positions: Auto/0/manual. 12 V 315. Protected output for 1 underwater light.

	Code	Standard Pack	Standard weight in kg	Standard volume in m ³
Type A	69916	1	6	0.021
Type B	69917	1	6	0.021
Type C	69918	1	6	0.021
Type D	69919	1	6	0.021



Control box for pump overload protection and 2 underwater lights



DESCRIPTION

Thermal overload protection (1.6 to 10A), contactor, 24 hr programming clock.
Three positions: Auto/0/manual. 12 V 630. Protected output for 2 underwater lights.

	Code	Standard Pack	Standard weight in kg	Standard volume in m ³
Type A	69920	1	8	0.021
Type B	69921	1	8	0.021
Type C	69922	1	8	0.021
Type D	69923	1	8	0.021



Control box with overload protection for 2 pumps and control for 1 underwater light



DESCRIPTION

Circuit breaker protection (2 pumps of 1.6 at 10 A), contactor and 24 h timer. Three positions: Auto/0/manual.
Protected 230 V 10 A output for lights. Protected 12 V 315 VA output for 1 underwater light.

	Code	Standard Pack	Standard weight in kg	Standard volume in m ³
Type C + Type D	70429	1	7.5	0.024
Type D + Type D	70422	1	7.5	0.024

Control box with protection for 2 pumps and control for 2 underwater lights



DESCRIPTION

Thermal overload protection (1st pump: 4 poles, 10 A max. / 2nd pump: 2 poles, 10 A max.), contactor, 24 hr. programming clock, modular switch "Auto / 0 / Manual". Transformer 230/12 V -600VA for 2 underwater light of 300W.

	Code	Standard Pack	Standard weight in kg	Standard volume in m ³
Type C + Type D	70423	1	9.5	0.024
Type D + Type D	70424	1	9.5	0.024

Control box with protection for 1 pump and control for 3 underwater lights



DESCRIPTION

Thermal overload protection (4 poles, 10 A max.), contactor, 24 hr. programming clock, modular switch "Auto / 0 / Manual". Transformer 230/12 V -600VA + 300VA for 3 underwater light of 300W.

	Code	Standard Pack	Standard weight in kg	Standard volume in m ³
Type A	70425	1	10.4	0.024
Type B	70426	1	10.4	0.024
Type C	70427	1	10.4	0.024
Type D	70428	1	10.4	0.024

Encapsulated security transformer IP-65 for pool

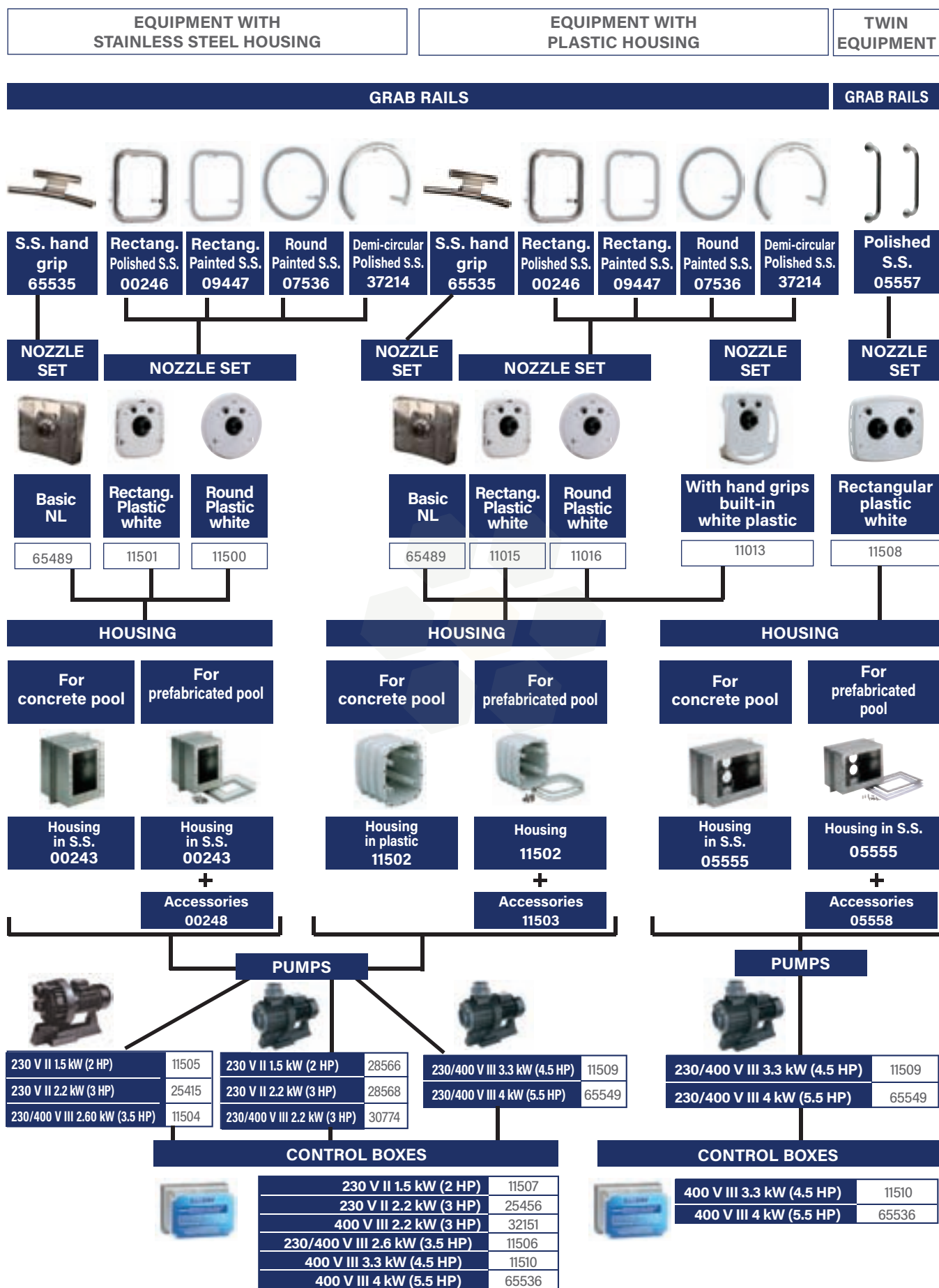


DESCRIPTION

Manufactured according to the rules UNE-EN 61558 and directive CE.

- IP-657 housing protection degree.
- Transformer Class II. total protection against electric shock.
- Self-extinguishing housing IEC 695-2-1.
- Frequency 50/60 Hz.

	Code	Standard Pack	Standard weight in kg	Standard volume in m ³
130 VA from 220-240V to 12 V	35807	1	3.2	0.02
400 VA to 220-240V to 12-17 V	35385	1	6.8	0.04
800 VA from 220-240V to 12-17 V	35386	1	10.4	0.04



Basic NL countercurrent nozzle set



DESCRIPTION

Countercurrent nozzle set in polished AISI-316L stainless steel front cover, interchangeable with nozzle sets 11499 and 11014, multi-directional water-air return nozzle, and suction capacity 60 m³/h, and on-off push button. Optional hand grip (code 65535).

	Code	Standard Pack	Standard weight in kg	Standard volume in m ³
Basic NL nozzle set for both stainless steel and plastic housing	65489	1	-	-



Basic ND countercurrent kit

DESCRIPTION

Countercurrent kit made up of:

- Return inlet (air-water) made of AISI-316 stainless steel.
- Illuminated ON-OFF piezoelectric push button made of AISI-316 stainless steel.
- Suction grille with a capacity of 60 m³/h made of polished AISI-316 stainless steel.
- 5.5 HP pump.
- Flow rate of 60 m³/h.
- Power control cabinet.

	Code	Standard Pack	Standard weight in kg	Standard volume in m ³
Basic ND unit for concrete pools	65498	1	-	-
Basic ND unit for liner pools	66044	1	-	-

Basic ND works only at 400 V III.



Advance ND countercurrent kit

DESCRIPTION

Countercurrent kit made up of:

- Return inlet (air-water) made of polished AISI-316 stainless steel.
- Illuminated ON-OFF and +/- piezoelectric push button made of AISI-316 stainless steel.
- Suction grille with a capacity of 60 m³/h made of polished AISI-316 stainless steel.
- 5.5 HP pump.
- Flow rate adjustable from 23 m³/h to 60 m³/h thanks to a variable-speed drive.
- Power control cabinet.

	Code	Standard Pack	Standard weight in kg	Standard volume in m ³
Advance ND unit for concrete pools	65497	1	-	-
Advance ND unit for liner pools	66043	1	-	-

Advance ND works only at 400 V III

For all products on this page



Complies with Standard
EN 13451-1:3



Complies with Standards
EN 16582-1
EN 16713-2

COUNTERCURRENT SWIMMING EQUIPMENT

Nozzle assemblies

with round front plate in white plastic



DESCRIPTION

Made up of: Front plate, nozzle assembly, on-off and air regulation remote control.

Components in AISI-316 stainless steel.

	Code	Standard Pack	Standard weight in kg	Standard volume in m ³
For stainless steel housing	11500	1	5.0	0.045
For plastic housing	11016	1	4.4	0.056

Nozzle assemblies

with rectangular front plate in white plastic



DESCRIPTION

Made up of: Front plate, nozzle assembly, on-off and air regulation remote control.

Components in AISI-316 stainless steel.

	Code	Standard Pack	Standard weight in kg	Standard volume in m ³
For stainless steel housing	11501	1	5.0	0.045
For plastic housing	11015	1	3.9	0.039

Nozzle assemblies

with rectangular front plate in white plastic and built-in hand grip



DESCRIPTION

Made up of: Front plate, nozzle assembly, on-off and air regulation remote control.

	Code	Standard Pack	Standard weight in kg	Standard volume in m ³
For plastic housing	11013	1	4.2	0.039

Front suction

countercurrent unit hand grip



DESCRIPTION

Handrail made of AISI-316 stainless steel for assembly with Basic NL nozzle set (code 65489).

	Code	Standard Pack	Standard weight in kg	Standard volume in m ³
Hand grip	65535	1	-	-

For all products on this page



Complies with Standard
EN 13451-1-3



Complies with Standards
EN 16582-1
EN 16713-2

Rectangular hand grips

in painted AISI-316L Stainless Steel



DESCRIPTION

Specially designed for 11015 & 11501 nozzles. Nevertheless can be mounted on any of the other nozzle sets except for the 11013.

Code	Standard Pack	Standard weight in kg	Standard volume in m ³
09447	1	1.4	0.013

Rectangular hand grips

in polished AISI-316L Stainless Steel



DESCRIPTION

Specially designed for 11015 and 11501 nozzles. Nevertheless can be mounted on any of the other nozzle sets except for the 11013.

Code	Standard Pack	Standard weight in kg	Standard volume in m ³
00246	1	1.48	0.01

Round Hand grips

in painted AISI-316L Stainless Steel



DESCRIPTION

Specially designed for 11016 & 11500 nozzles. Nevertheless can be mounted on any of the other nozzle sets except for the 11013.

Code	Standard Pack	Standard weight in kg	Standard volume in m ³
07536	1	1.6	0.02

Semicircular grab rail

in polished AISI-316L Stainless Steel



DESCRIPTION

AISI-316L polished stainless steel. Specially indicated for Marlin counter current swimming kit models; Marlin 30 II, Marlin 30 III and Marlin 45 III, although it may be mounted on any of the inlet sets, except for model 11013.

Code	Standard Pack	Standard weight in kg	Standard volume in m ³
37214	1	1.62	0.018

For all products on this page



Complies with Standard
EN 13451-1-3



Complies with Standards
EN 16582-1
EN 16713-2

Stainless Steel Housing


ASTRALPOOL 


DESCRIPTION

In AISI-316L stainless steel. 240 mm in depth. Suitable for both, concrete and prefabricated pools. Supplied with sealing elements and 3 m cable conduit.

	Code	Standard Pack	Standard weight in kg	Standard volume in m ³
	00243	1	7.79	0.04

Accessory for fitting in liner and fibreglass pools

ASTRALPOOL 


DESCRIPTION

In AISI-316L stainless steel, with seals and screws.

	Code	Standard Pack	Standard weight in kg	Standard volume in m ³
	00248	1	0.85	0.002

Housing

ASTRALPOOL 


DESCRIPTION

Made in unalterable plastic. Supplied with sealing elements and two conduits of 3 m each.

	Code	Standard Pack	Standard weight in kg	Standard volume in m ³
	11502	1	5.0	0.036

Accessory for fitting in liner and fibreglass pools

ASTRALPOOL 


DESCRIPTION

In plastic, with seals and screws.

	Code	Standard Pack	Standard weight in kg	Standard volume in m ³
	11503	1	0.6	0.003

Massage hose

ASTRALPOOL 


DESCRIPTION

To be fitted on to the discharge nozzle. Length: 1.5 m.

	Code	Standard Pack	Standard weight in kg	Standard volume in m ³
	00247	1	1.22	0.01

Pumps

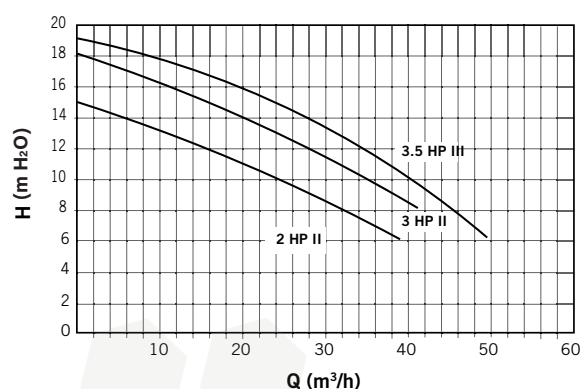


DESCRIPTION

Made of plastic. Double insulation motor shaft. IP-54 motor protection.

	Code	Standard Pack	Standard weight in kg	Standard volume in m ³
CCIH 200M	11505	1	27	0.098
CCIH 300M	25415	1	29	0.098
CCIH 350T	11504	1	30.5	0.098

PERFORMANCE



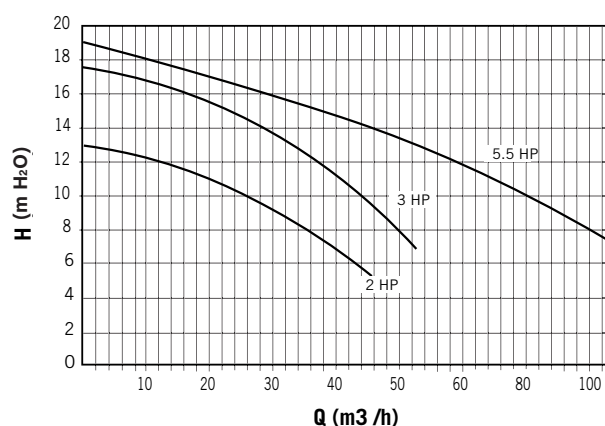
CCIV vertical drive pumps

DESCRIPTION

Specially designed for countercurrent equipment with high performance output with larger diameter of discharge and suction. It is important not to add any special features to the installation as they may limit the performance significantly. All the pumps metal components in contact with water are manufactured in AISI-316L Stainless Steel, highly resistant to corrosion.

	Code	Standard Pack	Standard weight in kg	Standard volume in m ³
CCIV 200M	28566	1	21.0	0.095
CCIV 300M	28568	1	22.6	0.095
CCIV 300T	30774	1	22.5	0.095
CCIV 550T	65549	1	-	-

PERFORMANCE



Control boxes

DESCRIPTION

Electro-pneumatic box. Pumps are operated through the nozzle faceplate buttons.

	Code	Standard Pack	Standard weight in kg	Standard volume in m ³
For 230 V II 1.5 kW (2 HP) pumps	11507	1	1.2	0.004
For 230 V II 2.2 kW (3 HP) pumps	25456	1	1.2	0.004
For 400 V III 2.2 kW (3 HP) pumps	32151	1	1.2	0.004
For 230/400 V III 2.6 kW (3.5 HP) pumps	11506	1	1.2	0.004
For 400 V III 4 kW (5.5 HP) pumps	65536	1	-	-

Nozzle assemblies

with rectangular front plate in white plastic

DESCRIPTION

Composed of: Faceplate, nozzle, On/OFF switch and air regulation knob. Components in AISI-316 Stainless Steel.

	Code	Standard Pack	Standard weight in kg	Standard volume in m ³
Nozzle assemblies	11508	1	7.0	0.065

Grab rails

DESCRIPTION

In AISI-316L Stainless Steel. (2 units).

	Code	Standard Pack	Standard weight in kg	Standard volume in m ³
Grab rails	05557	1	1.9	0.01

Twin Housing

DESCRIPTION

In AISI-316L stainless steel. 240 mm in depth. Suitable for both, concrete and prefabricated pools. Supplied with sealing elements and 3 m cable conduit.

	Code	Standard Pack	Standard weight in kg	Standard volume in m ³
Twin Housing	05555	1	11.4	0.06



Accessory for mounting in prefabricated and liner pools



DESCRIPTION

In AISI-316L Stainless Steel. With gaskets and screws.

	Code	Standard Pack	Standard weight in kg	Standard volume in m ³
Accessory for mounting in prefabricated and liner pools	05558	1	1.35	0.01

Pumps

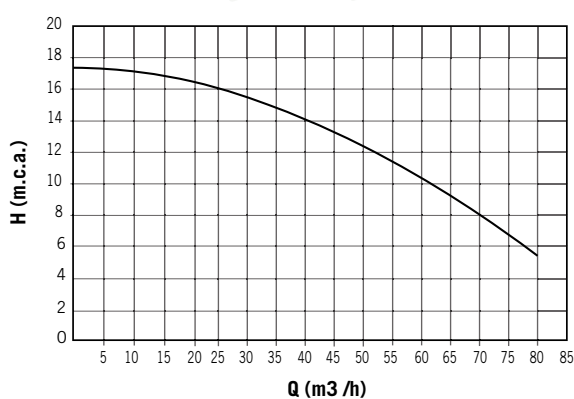


DESCRIPTION

Made of plastic. Double insulation motor shaft. IP-54 motor protection

	Code	Standard Pack	Standard weight in kg	Standard volume in m ³
CCIV 450T	11509	1	32.5	0.098

PERFORMANCE



Control boxes



DESCRIPTION

Electro-pneumatic box. Pumps are operated through the nozzle faceplate buttons.

	Code	Standard Pack	Standard weight in kg	Standard volume in m ³
For 400 V III 3.3 kW (4.5 HP) pumps	11510	1	1.2	0.004

Marlin XS countercurrent swimming equipment

ASTRALPOOL


DESCRIPTION

Set nozzle Mini Eco counter current unit. Highly competitive in its hydraulic performance. It can be installed in both concrete and prefabricated pools. Manufactured in white plastic parts. Consists of front panel nozzle set, stop/start push button and housing. Supplied with installation kit. Does not include pump or control box.

	Code	Standard Pack	Standard weight in kg	Standard volume in m ³
Marlin XS	45618	1	1.553	0.015

Marlin:

- + Inexpensive countercurrent swimming unit.
- + The innovative design and concept supplied as a kit (including face plate, housing, control box and pump) makes it a feature that will add significant value to your pool.
- + A highly competitive product thanks to its high performance hydraulic features, the Marlin countercurrent system is available in 3 models: the Marlin 30 II, the Marlin 30 III and the Marlin 45 III.
- + Grab rails and hydromassage hose may be added as optional features.

Marlin 30 II (single-phase)

ASTRALPOOL

DESCRIPTION

Consists of: Nozzle faceplate, plastic housing, control box and pump 2.2 kW (3 HP) 230 V II 50 Hz.

	Code	Standard Pack	Standard weight in kg	Standard volume in m ³
Marlin 30 II	35375	1	37.4	0.260

Marlin 30 III (three-phase)

ASTRALPOOL

DESCRIPTION

Consists of: Nozzle faceplate, plastic housing, control box and pump 2.2 kW (3 HP) 400 V III 50 Hz.

	Code	Standard Pack	Standard weight in kg	Standard volume in m ³
Marlin 30 III	35376	1	37.4	0.260

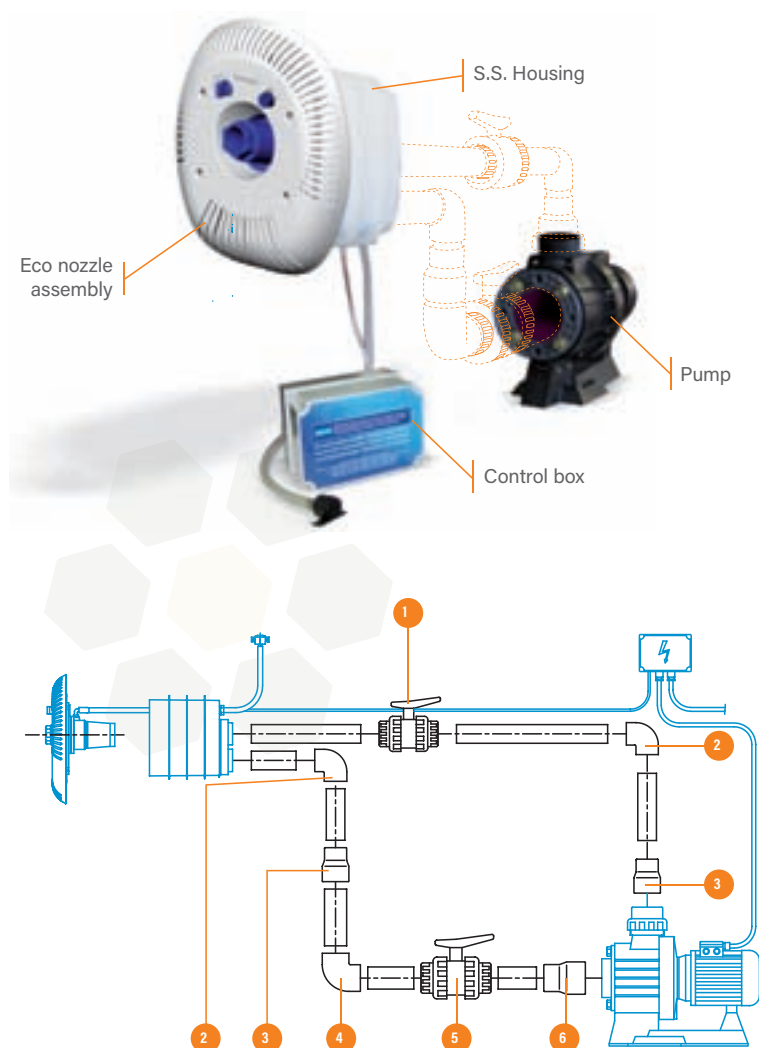
Marlin 45 III (three-phase)

DESCRIPTION

Consists of: Nozzle faceplate, plastic housing, control box and pump 3.3 kW (4.5 HP) 400 V III 50 Hz.

Part 11503 required for
liner pools.

	Code	Standard Pack	Standard weight in kg	Standard volume in m ³
Marlin 45 III	35377	1	42.2	0.260



ACCESSORIES (NOT INCLUDED IN THE KIT)

Position	Quantity	Denomination	Code
1	1	PVC Ball valve Ø63 mm	02458
2	2	PVC elbow 90° Ø63 mm	01717
3	2	Conical reduction Ø90-75x63 mm	01993
4	1	PVC elbow 90° Ø75 mm	01718
5	1	PVC Ball valve Ø75 mm	02459
6	1	Conical reduction Ø110-90x75 mm	01997
-	-	PVC pipe Ø 63 mm PN-6	02692
-	-	PVC pipe Ø75 mm PN-6	02693



ALBA

INTERNATIONAL (PVT) LTD.

Your Trustworthy Partner

www.alba.com.mv



PUMPS

A COMPLETE RANGE TO SUIT EVERY NEED

> VARIABLE SPEED, THE NEW ECO-SILENT STANDARD

The variable speed pump can operate for a longer daily duration at a lower speed, while offering **4 essential advantages**:

1) SILENT OPERATION

Zodiac® variable-speed pumps emit up to 24 dB(A)* less than a single-speed pump, which is equivalent to the noise level in a library.

Did you know?

A reduction of 3 dB(A) represents a noise that is perceived to be twice as quiet to the human ear.

2) ENERGY SAVINGS

Thanks to their TEFC** permanent magnet synchronous motors using ECM*** technology, Zodiac® variable-speed pumps help **reduce electric consumption by up to 90%**. So, in comparison with a single-speed pump, it pays for itself in just a few seasons.

3) OPTIMISED WATER TREATMENT

Operating at a slower speed and with the flexibility to adapt to all pools, the speed at which the water passes through the filter is reduced and **filtration is greatly improved**. This also reduces the chances of the filter clogging.

Did you know?

The combined use of a variable-speed pump and a cartridge filter gives you an eco-friendly system that consumes less water (no backwash).

4) CONNECTIVITY

With the new iAqualink+ embedded connectivity and the iQPUMP Wi-Fi connecting device, it's now possible to **remotely manage** Zodiac VS pumps thanks to the iAqualink+ and iAquaLink apps.

3 YEAR
WARRANTY


LOW NOISE
LEVEL


ENERGY
SAVING


ECO
FRIENDLY


LARGE
CAPACITY


EASY
MAINTENANCE


EASY
RETROFIT


Energy
Efficient



* Compared to a standard filtration pump emitting at least 66 dB(A). Values expressed in A-weighted acoustic power level according to ISO standard 3741.

** TEFC = Totally-Enclosed Fan-Cooled

*** ECM = Electronically Commutated Motor (= electronically controlled "brushless" motor)



DESIGNED TO ATTRACT YOUR CLIENTS

Our pumps range has been created based on the needs expressed by a panel of consumers*. So, this new range and its specific advantages will be sure to win your customers over.

> STRONG GUARANTEES

86%* of consumers are looking for reliable, long-lasting products

- 3-year warranty all parts, including wear parts (pre-filter basket, joints, etc.).

3 YEAR
WARRANTY
ALL PARTS

> EASY MAINTENANCE

75% of consumers favour the ease of maintenance

- All our pumps come fitted with a very large pre-filter basket (2.6 L) for easy maintenance, meaning you can wait longer between cleyears.



UP TO 117%
LARGER

**LARGE
CAPACITY**

> ENERGY SAVINGS

66% of consumers want to take control of their energy consumption

- Our variable-speed pumps are incomparably energy-efficient.
- Our single-speed pumps are high-performance, which means you can use less powerful models (depending on the instalation).



**ECO
FRIENDLY**



*"Use and Attitudes" consumer survey conducted in France in 2015 on a representative sample of 779 people.



EASY TO INSTALL

Our filtration range has been well thought-out to make your everyday life easier: **simple, quick to install and easy to maintain.**

> PUMPS THAT ARE EASY TO INSTALL, EVEN WHEN REPLACING

All Zodiac® filtration pumps are available from a unique platform that guarantees the same installation, replacement and maintenance advantages, for all models in our filtration range.

Strengths:

- 1 Suction and discharge with **double thread** (external and 2" internal),
- 2 Exclusive 63/50 mm **union connectors**,
- 3 **Bases to elevate the pump** (included with FloPro™ VS, optional for other models)



• Easy Retrofit:

- Pumps can be installed without changing the piping and can be **easily fitted into the majority of existing installations, thanks to the bases.**
- Easy Retrofit system is valuable for both single speed and variable speed versions of a same pump model.
- Replacement compatibility based on data published by manufacturers. A tolerance of +/- 10 mm is acceptable if [intake pipe length] = 4x[pipe diameter], according to applicable hydraulics standards.

Pump models written in purple are Easy Retrofit compatible for both inlet and outlet.

Pump models written in blue are Easy Retrofit compatible for inlet only (slight outlet pipe modification needed).



UPDATED LIST

Pump to replace	Retrofit solution
<p>Calpeda® : MPC 11, 21, 31 & 41 (without base)</p> <p>Hayward® : TriStar, SuperPump, Max-Flo XL, Max-Flo, SuperPool, SuPerPool II, Super II, RS II</p> <p>Kripsol® : Koral-KSE / KSV, Caribe-CK, Ondina-OK, Epsilon-EP, Prime-KPR / KPRV, KS Evo, KSX Pro</p> <p>KSB® : Filtra N</p> <p>Pentair® : SuperFlo</p> <p>Procopi® : Eurostar II, Eurostar Eco Touch Pro</p> <p>PSH® : Mini3, Lia S, ND.1, ND.2</p> <p>Sac® : Optima</p> <p>Speck® : BADU Bettar / TOP / Magna, BADU Gamma, BADU Eco Touch-Pro / Eco Soft, BADU90, BADU Prime / Prime Eco VS</p> <p>StaRite® : SuperMax, S5P1R</p> <p>Waterco® : Aquamite, Supatuf</p>	<p>A</p> <p>Without base</p>
<p>Aqua Technix® : Aqua Master</p> <p>DAB® : Swim, Euroswim & Europro 50, 75 & 100, E-Swim</p> <p>Espa® : Silen Plus 1M, Silen Plus 2M / 3M, Silen S, Silen S2, Silver</p> <p>Majestic® : Master</p> <p>Sac® : Winner, [e]Winner</p> <p>Speck® : BADU Profi</p> <p>Waterco® : Supasteam</p>	<p>B</p> <p>A + thin base</p>
<p>AstralPool® : Europa</p> <p>Davey® : Silensor SLS, Silensor SLL, SilensorPro VSD200, SilensorPro VSD400</p> <p>Pentair® : UltraFlow, UltraFlow Plus, Max-E-ProXF, 5PXF</p> <p>Speck® : BADU EasyFit</p> <p>Starite® : Ultra-Glas, S5P3R</p>	<p>C</p> <p>A + thin base + spacing</p>
<p>AstralPool® : Victoria Plus, Victoria Plus Silent, Glass Plus, Discovery, Niagara</p> <p>Calpeda® : MPC 11, 21, 31 & 41 (avec son socle)</p> <p>Pentair® : Challenger, WhisperFlo</p> <p>StaRite® : WhisperPro, S5P6R</p>	<p>D</p> <p>A + thick base</p>
<p>StaRite® : 5P2R, S5P2R, 5P6R, SW5P6R, Max-E-Pro</p> <p>Waterco® : Lacronite, Lacronite ECO-V</p>	<p>E</p> <p>A + thick + thin base</p>

PUMPS

> SINGLE-SPEED PUMPS, LONG-LASTING AND EFFICIENT FOR ALL POOLS

FloPro™ pumps are designed with corrosion-resistant materials. The body of the pump is made of very thick polypropylene, which makes it long-lasting and silent.

Equipped with highly energy-efficient asynchronous motors, the range is available in 9 models (from 0.5 to 2.0 HP, available in mono- or tri-phase, except for the 0.5 HP model) to meet the needs of most pools.

The FloPro™ platform is compatible with most equivalent pumps on the market with no restrictions and no need to alter piping, thanks to the "Easy Retrofit" system.

3 YEAR
WARRANTY


ALL TYPES OF
SWIMMING
POOLS


LARGE
CAPACITY

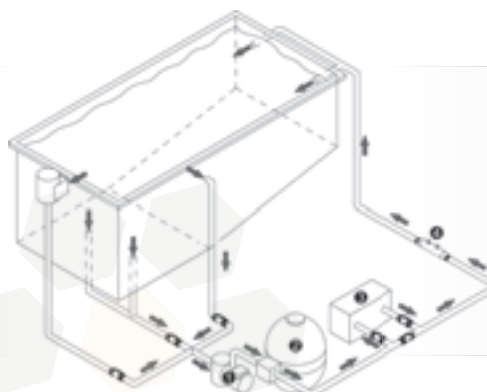

EASY
MAINTENANCE


EASY
RETROFIT

PUMPS

STANDARD INSTALLATION

- 1 Pump
- 2 Filter
- 3 Heating system
- 4 Water treatment system



COMPARATIVE TABLE OF THE RANGE

FloPro™ VS	FloPro™ VS AUT	E30iQ	FloPro™
Variable-speed pump, for maximum energy efficiency		Variable-speed pump, simple and energy-efficient	Single-speed pumps, long-lasting and efficient for all pools

Warranty	3 years	3 years	3 years	3 years
"Easy retrofit" installation	•	•	•	•
Pump bases for Easy Retrofit	•	•	Option	Option
High capacity pre-filter	•	•	•	•
Number of speeds	8	10	3	1
Pump speed	600-3450 RPM		40 - 100 %	2850 RPM
Number of models	1	1	2	9
Power (P2)	1,65 HP		1 and 2 HP	0,5 to 2 HP
Max. pool volume	100 m³		150 m³	150 m³
Optimum efficiency	30-80 m³		15-120 m³	N/A
Removable user interface	•			N/A
Dry contacts control	•		•	N/A
App control	iAquaLink (with optional IQPUMP)		iAquaLink+	

FloPro™



- + Built to last
- + High efficiency
- + Silent

ACCESSORIES INCLUDED IN THE PACK



63/50mm union tailpieces

3 YEAR
WARRANTY



ALL TYPES OF
SWIMMING POOLS



OPTIONAL ACCESSORIES		ASSOCIATED PRODUCTS	
Thin pump base	Large pump base	CS Cartridge Filter	MS Filter
R0486701	R0546401	WF000024/25	WF000094/95/96/97 & 98

PRODUCT REFERENCES

FloPro™	50M	75M	75T	100M	100T	150M	150T	200M	200T
Standard Model	WP000147	WP000148	WP000149	WP000150	WP000151	WP000152	WP000153	WP000154	WP000155

DESCRIPTION

FloPro™	50M	75M	75T	100M	100T	150M	150T	200M	200T
Operating mode(s)	Controlled by the filtration timer								
Nominal speed	2850 RPM								
Safety features	Automatic shut down in case of high amperage / overheat situation								
Filter basket volume	2.6 L								
Compatible pipework	DN50 mm & DN63 mm (2" inlet & outlet threaded ports, 63/50mm union tailpieces provided)								
Use	Fresh water and salt water up to 6 g/L (6000 ppm)								

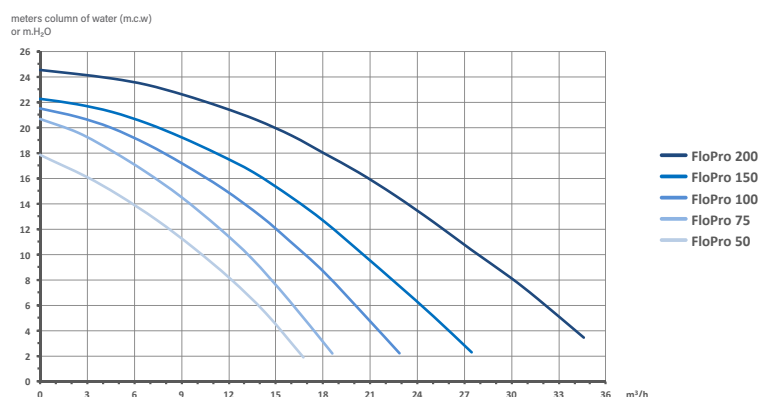
TECHNICAL SPECIFICATIONS

FloPro™	50M	75M	75T	100M	100T	150M	150T	200M	200T
Pump type	Self-priming water pump								
Motor type	Asynchronous motor, TEFC*, class F insulation								
Efficiency	> 80 % (as per IE3 standard)								
Output power HP (P2)	0.5	0.75	1	1.5	2				
Output power Kw (P2)	0.37	0.55	0.75	1	1.5				
Max amperage (A)	3.5	1.2	4.2	1.6	6	3.2	7.6	3.5	
Power supply 50 HZ	Single phase	3-phase	Single phase	3-phase	Single phase	3-phase	Single phase	3-phase	
Flow rate at 10m head (m³/h)	10.3 m³/h	13.2 m³/h	15.8 m³/h	20.8 m³/h	27 m³/h				
Maximum flow rate (m³/h)	16.8 m³/h	18.6 m³/h	22.9 m³/h	27.4 m³/h	35.5 m³/h				
Maximum manometric Head (m)	17.8 m	20.7 m	21.5 m	22.3 m	24.5 m				
Maximum water temperature	35 °C								
Protection rating	IPX5								

* TEFC = Totally Enclosed Fan Cooled

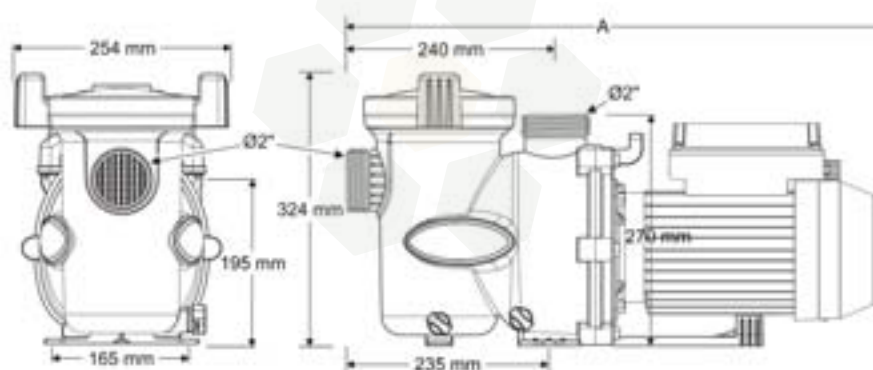
PERFORMANCE

- Performance curves for FloPro™ single speed pump range.
- Manometric pressure is expressed as "pump head" in meters of water:
1 bar = 10.19 m.

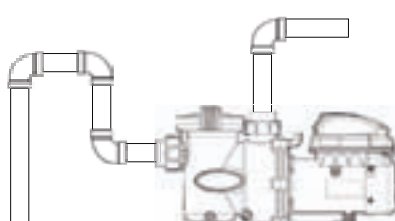


DIMENSIONS AND WEIGHT

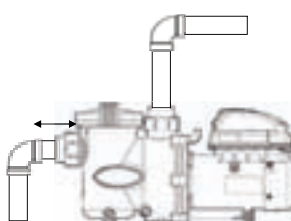
FloPro™	50M	75M	75T	100M	100T	150M	150T	200M	200T
Length (A)	58.3 cm		54.3 cm	58.3 cm	55.3 cm	58.3 cm	56.8 cm	58.3 cm	
Height	32.4 cm (without pump base)								
Width	25.4 cm								
Weight	16 kg	17 kg			18 kg	19 kg	20 kg	21 kg	



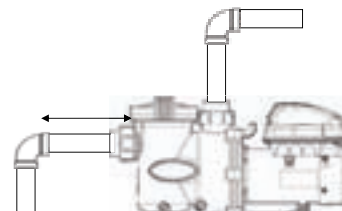
INSTALLATION



Incorrect : Air retention and risk of incorrect pre-filter filling.



Incorrect : Suction pipe too short, risk of cavitation.



Correct : Length of suction pipe = 4 x pipe diameter (20cm for 50mm and 25cm for 63mm)

VARIABLE SPEED PUMPS

E30iQ



- + Guaranteed energy saving
- + Silent
- + Full control anywhere, anytime

ACCESSORIES INCLUDED IN THE PACK



63/50mm union tailpieces

3 YEAR WARRANTY

ALL TYPES OF SWIMMING POOLS

ENERGY SAVING

EASY RETROFIT

ECO-FRIENDLY

LOW NOISE LEVEL

Energy Efficient

AquaLink+ CONTROL

OPTIONAL ACCESSORIES		ASSOCIATED PRODUCTS	
Thin pump base	Large pump base	CS Cartridge Filter	MS Filter
R0486701	R0546401	WF000024/25	WF000094/95/96/97 & 98

PRODUCT REFERENCES

Model	E30iQ 100	E30iQ 200
Standard Model	WP000221	WP000222

DESCRIPTION

Model	E30iQ 100	E30iQ 200
User interface	1-line LCD screen (white)	
Operating mode(s)	Autonomous, connected to iAqualink+ or extrenal control by dry contacts	
Clock / Timer	24h clock, 6 timers	
Number of speeds	3 programmable speeds. Factory settings: ECO (50%), CLEAN (75%) & BOOST (100%)	
Priming	Adjustable priming speed and duration	
Safety features	Automatic shut down in case of high amperage or overheat	
Filter basket volume	2.6 L	
Compatible pipework	DN50 mm & DN63 mm (2" inlet & outlet threaded ports, 63/50mm union tailpieces provided)	
Use	Fresh water and salt water up to 6 g/L (6000 ppm)	
App control	iAquaLink+	


TECHNICAL SPECIFICATIONS

Model	E30iQ 100	E30iQ 200
Pump type	Self-priming water pump	
Motor type	Synchronous motor (ECM* technology), TEFC**, class F insulation	
Efficiency	> 80 % (as per IE3 standard)	
Output power HP (P2)	1	2
Output power Kw (P2)	0,75	1,5
Flow rate at 10m head (m³/h)	15.5m³/h (at 100%)	25.1m³/h (at 100%)
Maximum flow rate (m³/h)	21 m³/h	31.5m³/h
Maximum manometric Head (m)	18m	20.5m
Maximum water temperature	35 °C	
Speeds	40 - 100 % (adjustable by 1% increments)	
Protection rating	IPX5	
Power supply	230 VAC - 50/60 Hz	

*: ECM = Electronically Commutated Motor
 **: Totally-Enclosed Fan-Cooled

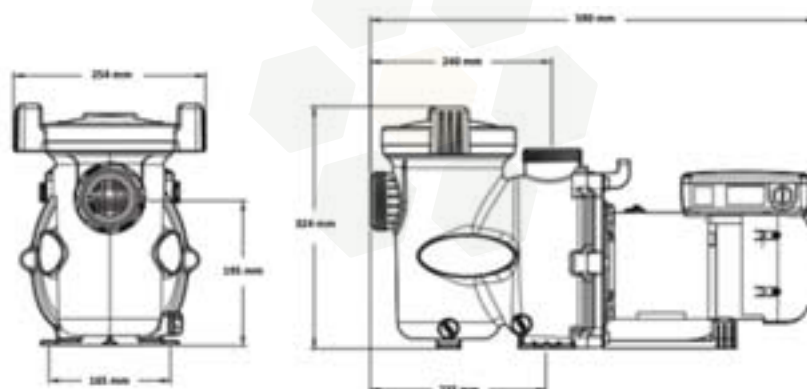
PERFORMANCE

- Performance curves shown for example speeds (each speed has a unique curve).
- Manometric pressure is expressed as "pump head" in meters of water:
1 bar = 10.19 m.

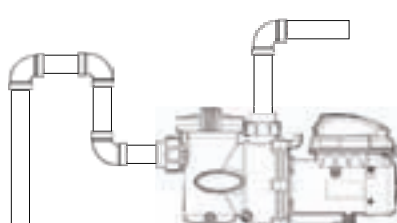


DIMENSIONS AND WEIGHT

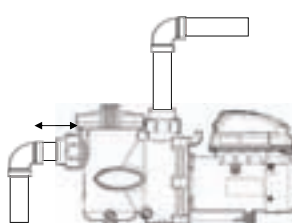
Model	E30iQ 100	E30iQ 200
Length	59 cm	
Height	32.4 cm (without pump base)	
Width	25.4 cm	
Weight	15 Kg	18 Kg



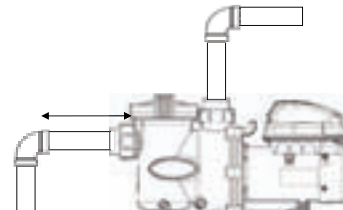
INSTALLATION



Incorrect: Air retention and risk of incorrect pre-filter filling.



Incorrect: Suction pipe too short, risk of cavitation.



Correct: Length of suction pipe = 4 x pipe diameter (20 cm for 50 mm and 25 cm for 63 mm).

FloPro™ VS

- + Guaranteed energy savings and silence
- + Smart operation
- + Remote control

ACCESSORIES INCLUDED IN THE PACK



Wall mounting kit (standard FloPro™ VS only)



Thin pump base



Large pump base



63/50mm union tailpieces

ASSOCIATED PRODUCTS

CS Cartridge Filter	iQPUMP	MS Filter
WF000024/25	WA000017	WF000094/95/96/97 & 98

PRODUCT REFERENCES

Model	FloPro™ VS	FloPro™ VS AUT
Standard Model	WP000003	WP000079

DESCRIPTION

Model	FloPro™ VS	FloPro™ VS AUT
User interface	1-line LCD screen (blue)	/
Languages	6 (FR-EN-ES-DE-IT-NL)	
Operating mode(s)	Autonomous, connected to eXO iQ salt water chlorinator or by dry contacts	Connected to iQPUMP or to eXO iQ salt water chlorinator
Clock / Timer	24h clock, timers (speeds 1 & 2), timeout mode (speeds 3 & 4)	Via iAquaLink™ app (up to 10 timers)
Number of speeds	8 programmable and assignable speeds (+/- 10 RPM)	10 programmable speeds via iAquaLink™ app
Priming	Automatic at startup, adjustable priming speed and duration	
Safety features	Electronic freeze protection Automatic shut down in case of high or low tension	
Filter basket volume	2.6 L	
Compatible pipework	DN50 mm & DN63 mm (2" inlet & outlet threaded ports, 63/50mm union tailpieces provided)	
Use	Fresh water and salt water up to 6 g/L (6000 ppm)	

TECHNICAL SPECIFICATIONS

Model	FloPro™ VS	FloPro™ VS AUT
Pump type	Self-priming water pump	
Motor type	Synchronous motor (ECM* technology), TEFC**, class F insulation	
Efficiency	> 80 % (as per IE3 standard)	
Output power HP (P2)	1,65	
Output power Kw (P2)	1,23	
Flow rate at 10m head (m³/h)	24.1 m³/h (at 3450 RPM)	
Maximum flow rate (m³/h)	30.7 m³/h	
Maximum manometric Head (m)	21.5 m	
Maximum water temperature	35 °C	
Speeds	600 - 3450 RPM (adjustable by 10 RPM increments)	
Protection rating	IPX4	
Power supply	220-240 VAC - 50/60 Hz	
Connections for external controls	RS485 for connection to automation Zodiac or iQPUMP, dry contact for external activation (speeds 1 to 4)	RS485 for connection to Zodiac automation or iQPUMP

*: ECM = Electronically Commutated Motor

**:: Totally-Enclosed Fan-Cooled

1 RANGE, 3 SOLUTIONS

I WANT A CONNECTED POOL



Pump model

Remote control

FloPro™ VS AUT
**eXO® iQ Range
Hydroxinator® iQ**

WP000079

I WANT A CONNECTED PUMP



Pump model

Remote control

FloPro™ VS AUT
iQPUMP

WP000079

WA000017

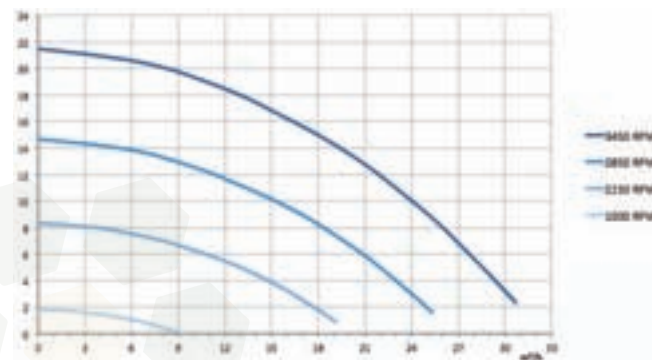
I WANT A PUMP ONLY


FloPro™ VS

WP000003

PERFORMANCE

- Performance curves shown for example speeds (each speed has a unique curve).
- Manometric pressure is expressed as "pump head" in meters of water:
1 bar = 10.19 m.

meters column of water (m.c.w)
or m.H₂O


DIMENSIONS AND WEIGHT

Model	FloPro™ VS	FloPro™ VS AUT
Length	59.8 cm	
Height	32.4 cm (without pump base)	
Width	25.4 cm	
Weight	17 kg	




3 YEAR
WARRANTY

EASY
INSTALLATION

ECO-
FRIENDLY

iAquaLink
CONTROL

iQPUMP



- + Remote control anywhere, anytime
- + Easy configuration
- + Maximized energy efficiency

ACCESSORIES INCLUDED IN THE PACK



Wall mounting kit

PRODUCT REFERENCES

Model	iQPUMP
Standard Model	WA000017

DESCRIPTION

Model	iQPUMP
User interface	Quick control interface via buttons and Leds
Mobile user interfaces	Free iAquaLink™ app for Android™ and Apple® smartphones and tablets
Operating mode(s)	Wi-Fi connection for remote access and control using iAquaLink™ app User interface onto Wi-Fi device for initial setup and on-site manual control.
Compatible with	FloPro™ VS AUT (dedicated model) FloPro™ VS pump (all manufacturing years are compatible)

TECHNICAL SPECIFICATIONS

Model	iQPUMP
Protection rating	IPX4
Power supply	Connected to the pump FloPro™ VS (RS485 cable provided)
Wi-Fi connectivity	Wi-Fi 802.11b/g/n/ac *
Wi-Fi range	Up to 150 m **
Length of RS485 cable	4.3 m
Dimensions (l x h x w)	13.7 x 31.0 x 3.2 cm

*: ECM = Electronically Commutated Motor

**: Totally-Enclosed Fan-Cooled





ALBA
INTERNATIONAL (PVT) LTD.
Your Trustworthy Partner
www.alba.com.mv





PUMPS

SSP

DESCRIPTION

- Self-priming range of pumps for residential swimming pools
- Including a 1,6 liters prefilter and D50mm couplings
- Single-phase motors, IP-X5 protection and insulation class F
- Range of flows from 12,5 to 19,5 m3/h at 10 m.c.w.

PRODUCT REFERENCES

Model SSP	75M	100M	150M
Product reference	75939	75940	75941

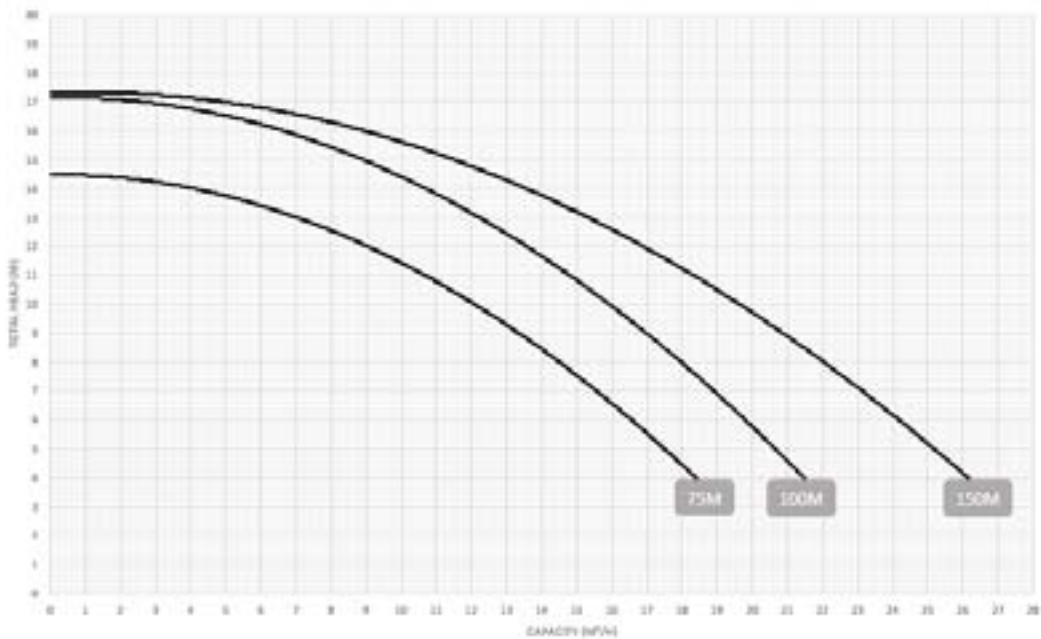
WEIGHT AND DIMENSIONS

Model SSP	75M	100M	150M
Product reference	75939	75940	75941
Standard weight in Kg	9,3	10,4	11,8
Standard volume in m³	0,054		0,056

TECHNICAL FEATURES

Model SSP	75M		100M	150M
Product reference	75939		75940	75941
Voltage	U _N	V	230	
Flow at H _N	Q _N	m³/h	12,5	19,5
Nominal head	H _N	m	10	
Maximum head	H _{max}	m	14,7	17,3
Maximum flow	Q _{max}	m³/h	18,5	26,3
Motor rated output	P _{2N}	kW	0,55	1,10
Maximum absorbed power	P _{1max}	kW	0,9	1,4
Pipe size	D	mm	D50	

Maximum flow at Head of 4 m.c.w.



PUMPS

VSP



DESCRIPTION

- Self-priming range of pumps for residential swimming pools
- Variable speed technology with embedded inverter and user interface
- Including a 1,4 liters prefilter and D63mm couplings
- Suitable for swimming pools using electrolysis treatment
- Available in two versions: with or without dry contacts to be externally controlled

PRODUCT REFERENCES

Model VSP	150	150C
Product reference	75946	75948

WEIGHT AND DIMENSIONS

Model VSP	150	150C
Product reference	75946	75948
Standard weight in Kg		18,1
Standard volume in m ³		0,053

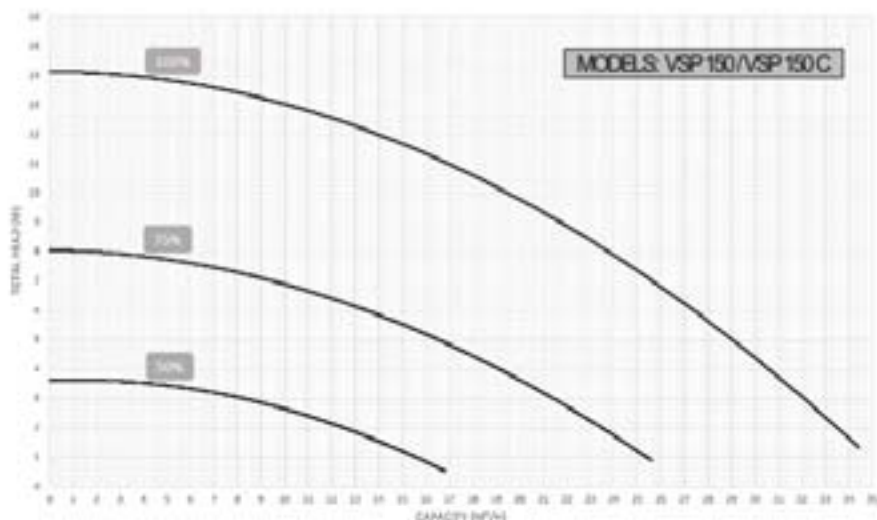
TECHNICAL FEATURES

Model VSP			150	150C
Product reference			75946	75948
Voltage	U _N	V	220-240 VAC	
Flow at H _N	Q _N	m³/h	19,3	
Nominal head	H _N	m	10	
Maximum head	H _{max}	m	14,2	
Maximum flow	Q _{max}	m³/h	30,5	
Motor rated output	P _{2N}	kW	0,75	
Maximum absorbed power	P _{1max}	kW	1,05	
Pipe size	D	mm	D63	

Features at full speed: 100%

VSP 150C pumps include dry contacts: digital inputs kit with 2,5m cable

Maximum flow at Head of 4 m.c.w.





COMMERCIAL SOLUTIONS

PUMPS

168 VARIABLE SPEED PUMPS

168 Victoria Plus Silent VS

169 SELF-PRIMING PUMPS

169 Victoria Plus Silent

170 Kivu

171 CENTRIFUGAL PUMPS

171 Maxim

172 Colorado with prefilter

173 Colorado without prefilter

174 Kivu

175 Aral C-3000

177 Aral C-1500

179 STRAINERS

179 Strainer in polypropylene and fibreglass

179 Strainer in polyester and fibreglass 33 l capacity

179 Strainer in polyester and fibreglass 60 l capacity

180 Strainer in polyester and fibreglass with sight glass lid 33 l capacity

180 Strainer in polyester and fibreglass with sight glass lid 60 l capacity

181 Kivu strainers

181 Astramax strainers

181 Aral strainers

182 Strainers in stainless steel

183 VALVES AND HOSES

183 Check valves

183 Vibration absorbent brushing

184 AIR BLOWERS

184 Air blowers

VARIABLE SPEED PUMPS

VICTORIA PLUS

SILENT VS

ASTRALPOOL

VICTORIA PLUS SILENT VS

The Victoria Plus Silent pump for residential pools comes with two motor powers, has variable speeds and can be automatically controlled.

This pump has been designed for both new-build pools and as a replacement for pumps already fitted.

Significant power savings can be made thanks to the use of variable speeds and the timer.

The pump is compatible with the Fluidra Connect platform.

It has a built-in HMI controller with the possibility of mounting it on a wall for better usability.

Bathers experience a greater feeling of well-being due to the reduced noise level.

There are digital inputs and outputs for the smooth running of all pool units, such as the salt chlorinator and heat pump. It includes a power factor correction function for reducing current flow. It does not require an external power pack for Fluidra Connect.



Fluidra Connect
compatible

Installation and control:



HMI control
system on pump



HMI control
system on wall

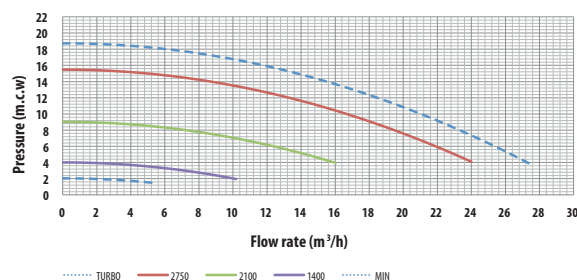
	Code	Standard Pack	Standard weight in kg	Standard volume in m ³
Victoria Plus Silent VS 100	67547	1	19	0.087
Victoria Plus Silent VS 200	67548	1	22	0.087

TECHNICAL FEATURES


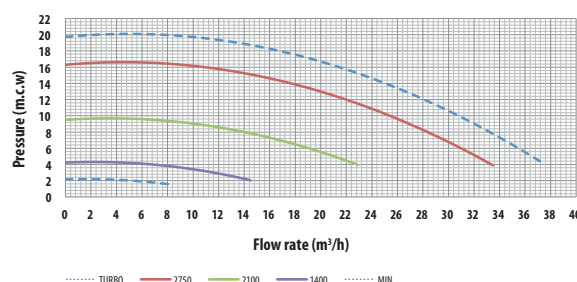
	67547			67548		
	LOW	MEDIUM	HIGH	LOW	MEDIUM	HIGH
Speed (rpm)	1400	2100	2750	1400	2100	2750
Voltage (V)	220-240	220-240	220-240	220-240	220-240	220-240
Frequency (Hz)	50/60	50/60	50/60	50/60	50/60	50/60
Power (W)	170	470	1030	258	750	1560
Current (A)	1	2.2	4.5	1.4	3.4	7.1
Flow rate (m ³ /h)	8.2	12.4	16.7	11.1	18.8	25.5
Pressure (m)	2.7	6.1	10	3.2	6.2	10
Efficiency (l/Wh)	48.3	26.4	16.2	43	25	16.3
Max. working pressure (m)	4	9	15.5	4	9.4	16.3
Noise (dB)	45	53	61	51	58	66

PERFORMANCE


67547



67548



Menu-driven adjustments
and settings



Intuitive weekly
timer settings



Pre-set and
adjustable speeds



Power consumption
and savings display

SELF-PRIMING PUMPS

ASTRALPOOL

VICTORIA PLUS SILENT



A self-priming pump with single-phase and three-phase motors. A prefilter is mounted on the body of the pump to prevent foreign bodies from entering it that may damage its hydraulic parts. The motors supplied come with an IP-55 protection rating and have been prepared to withstand hot environments and high levels of humidity. GS marking. The main characteristics of Victoria Plus Silent are:

- Low noise level: between 61 dB and 70 dB.
- Easy to use: Prefilter cap with 2 levers included (no spanner needed).
- Compatibility: Fully compatible in pools fitted with a Victoria Plus pump.
- Larger front bearing for improved axial thrust.
- PVC accessories assembly included in pump.

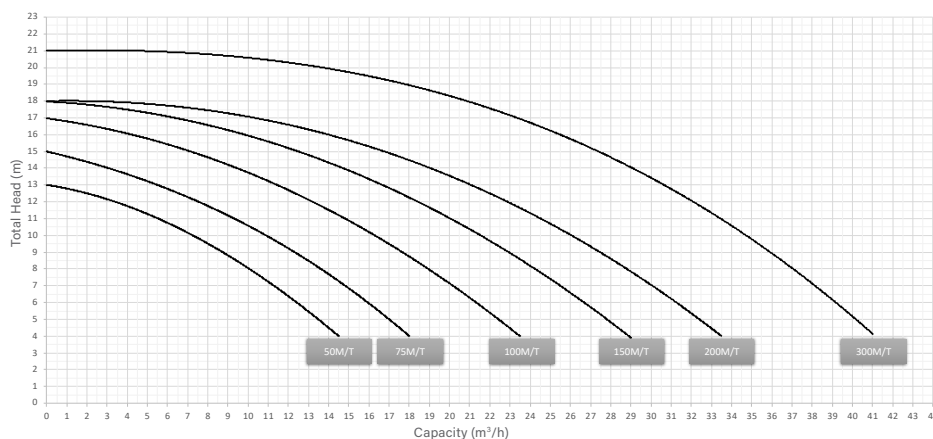
	Code	Standard Pack	Standard weight in kg	Standard volume in m ³
Victoria Plus Silent 50M	65557	1	12	0.07
Victoria Plus Silent 50T	65558	1	12	0.07
Victoria Plus Silent 75M	65560	1	13	0.07
Victoria Plus Silent 75T	65561	1	13	0.07
Victoria Plus Silent 100M	65562	1	14	0.07
Victoria Plus Silent 100T	65563	1	14	0.07
Victoria Plus Silent 150M	65564	1	17	0.07
Victoria Plus Silent 150T	65565	1	17	0.07
Victoria Plus Silent 200M	65566	1	18	0.07
Victoria Plus Silent 200T	65567	1	19	0.07
Victoria Plus Silent 300M	65569	1	23	0.07
Victoria Plus Silent 300T	65570	1	19	0.07

TECHNICAL FEATURES

REF	MODEL	Voltage	Flow at H _N	Nominal Head	Maximum Head	Maximum Flow	Motor Rated Output	Maximum Absorbed Power	Pipe Size
		U _N	Q _N	H _N	H _{MAX.}	Q _{MAX.}	P _{2N}	P _{IMAX}	D
		V	m ³ /h	m	m	m ³ /h	kW	kW	mm
65557	50M	230	7.5	10	13	14.5	0.38	0.58	D50
65558	50T	230/400	7.5	10	13	14.5	0.38	0.55	D50
65560	75M	230	11	10	15	18	0.56	0.72	D50
65561	75T	230/400	11	10	14	18	0.56	0.72	D50
65562	100M	230	16	10	17	23.5	0.75	0.98	D50
65563	100T	230/400	16	10	17	23.5	0.75	1.02	D50
65564	150M	230	21.5	10	18	29	1.12	1.40	D63
65565	150T	230/400	21.5	10	18	29	1.12	1.40	D63
65566	200M	230	26	10	18	33.5	1.49	1.80	D63
65567	200T	230/400	26	10	18	33.5	1.49	1.80	D63
65569	300M	230	35	10	21	41	2.24	2.59	D75
65570	300T	230/400	35	10	21	41	2.24	2.40	D75

Maximum flow at Head of 4 m.c.w.

PERFORMANCE



SELF-PRIMING PUMPS

ASTRALPOOL 

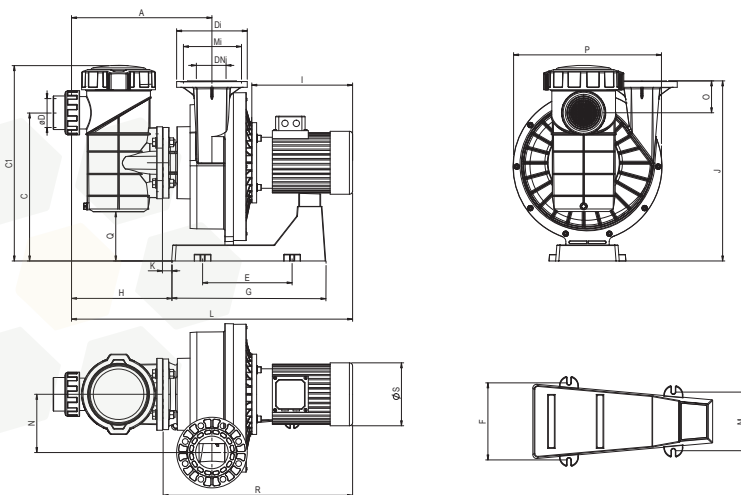
KIVU

High performance plastic self-priming pump for high flow rates (1500 rpm).

- 3 power modes: 3 HP, 4 HP and 5.5 HP.
- Low sound level: as low as 59 dBA.
- Hydraulic efficiency without prefilter 78% (as per ISO 9906 standard).
- High quality mechanical seal for salt water.
- IEC high efficiency motors (IE3).
- Standard motor shaft (compatibility with any pump manufacturer).
- Pump comes with pre-filter (in 2 packages: pump + prefilter).

	Code	Standard Pack	Standard weight in kg	Standard volume in m ³
Kivu 3 HP 230/400V 50Hz + prefilter	66047	1	56.4	0.35
Kivu 3 HP 400/690V 50Hz + prefilter	63042	1	56.4	0.35
Kivu 4 HP 230/400V 50Hz + prefilter	66048	1	59.4	0.35
Kivu 4 HP 400/690V 50Hz + prefilter	63043	1	59.4	0.35
Kivu 5.5 HP 230/400V 50Hz + prefilter	66049	1	66.4	0.35
Kivu 5.5 HP 400/690V 50Hz + prefilter	63044	1	66.4	0.35

Optional:
60 Hz pumps (code
XXXX-0810).

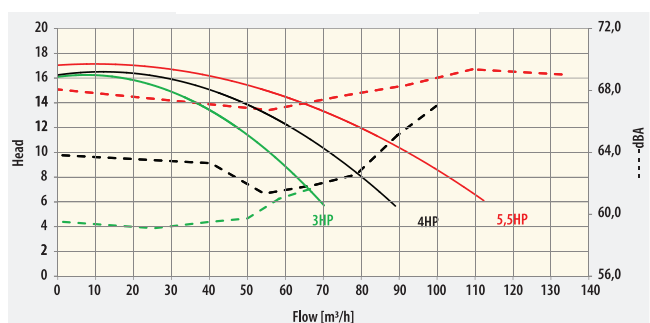


TECHNICAL FEATURES

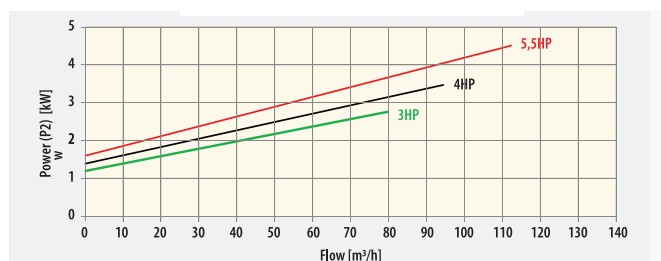
Code	Power	A	D	DI	DNi	C	C1	E	F	G	H	I	J	K	L	M	N	O	P	Q	R	Ma	Mi
	HP	mm																					
63042 66047	3	440	90	220	100 - 4"	462	610	279	206	480	313	320	561	29.5	882	157	181.5	100	460	154	590	-	180
63043 66048	4	440	90	220	100 - 4"	462	610	279	206	480	313	320	561	29.5	882	157	181.5	100	460	154	590	-	180
63044 66049	5.5	440	90	220	100 - 4"	462	610	279	206	480	313	345	561	156	906	157	181.5	100	460	154	621	-	180

PERFORMANCE CURVES WITHOUT PREFILTER

Pressure/Flow rate



Power/Flow rate



CENTRIFUGAL PUMPS

MAXIM

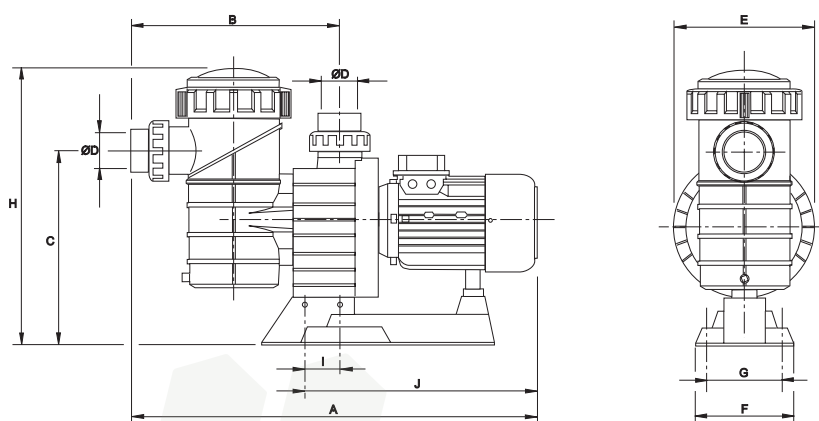
ASTRALPOOL



Optional:
60 Hz pumps (code
XXXX-0810).

Pump body and supports in plastic, AISI-316 stainless steel motor shaft with double insulation. Motor has IP-55 protection rating. Prefilter basket with a capacity of 8 litres. Transparent prefilter lid.

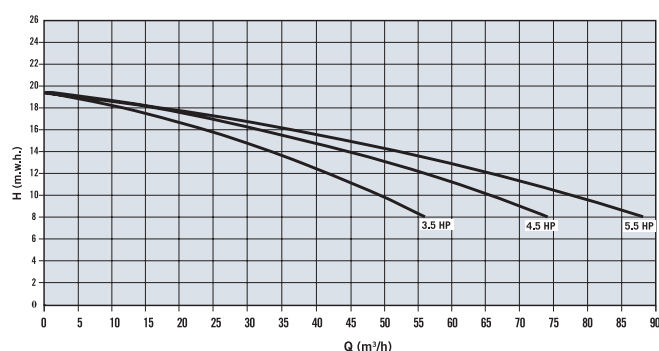
	Code	Standard Pack	Standard weight in kg	Standard volume in m ³
Maxim 3.5 HP	08003	1	32	0.184
Maxim 4.5 HP	08004	1	34	0.184
Maxim 5.5 HP	08005	1	37	0.184



TECHNICAL FEATURES

Code		Power		Connection		Voltage		mwc					
								8	10	12	14	16	19.5
								m³/h					
08003		3.5 HP		3" threaded joint		230/400 V III		56	50	42	34	23	0
08004		4.5 HP				230/400 V III		74	66	57	46	30	0
08005		5.5 HP				230/400 V III		88	78	67	53	34	0
Model	Type	Voltage	A mm	B mm	C mm	Ø D mm	E mm	F mm	G mm	H mm	I mm	J mm	
08003	3.5	230/400	815	430	385	90	287	200	140	530	65	468	
08004	4.5	230/400	815	430	385	90	287	200	140	530	65	468	
08005	5.5	230/400	847	430	385	90	287	200	140	530	65	500	

PERFORMANCE CURVES



CENTRIFUGAL PUMPS



COLORADO with prefilter



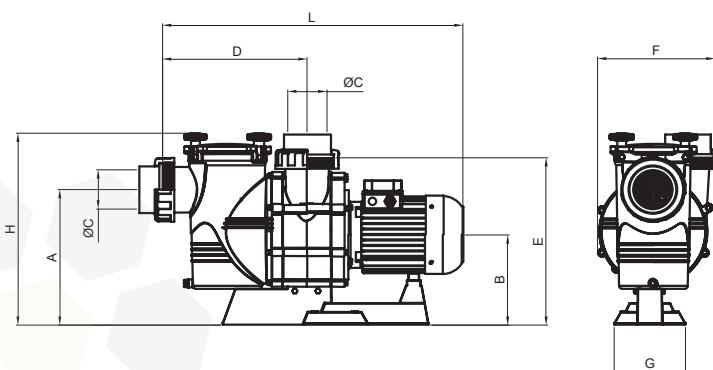
IE3 version: The same codes with suffix -320

Possibility of placing orders with the following variations:

- bronze turbine
- stainless steel turbine (AISI 316-L).
- Viton mechanical seals.

3000 rpm plastic centrifugal electric pumps with prefilter for pools, perfect for large, low-pressure flow rates. Prefilter with transparent lid and wishbone closure; easy access. Pump bodies and prefilter manufactured in fibreglass-reinforced polypropylene. Plastic turbine. Pump shaft and prefilter basket in stainless steel. IE2 motors with 3000 rpm IP-55 protection at 230/400 V or 400/690 V and 50 Hz. From 4 HP to 12.5 HP.

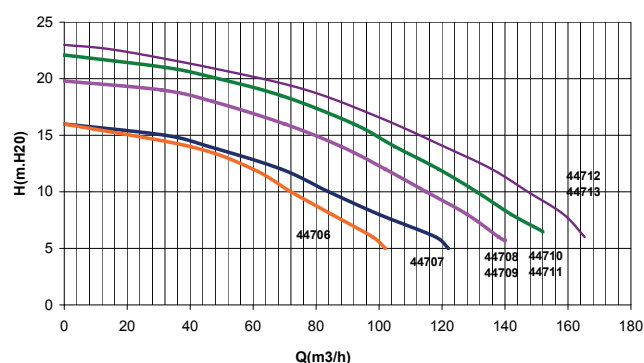
	Code	Standard Pack	Standard weight in kg	Standard volume in m ³
4 HP, 230/400 V	44706-120	1	56	0.252
5.5 HP, 230/400 V	44707-120	1	56	0.252
7.5 HP, 230/400 V	44708-120	1	57	0.252
7.5 HP, 400/690 V	44709-120	1	57	0.252
10 HP, 230/400 V	44710-120	1	68	0.252
10 HP, 400/690 V	44711-120	1	68	0.252
12.5 HP, 230/400 V	44712-120	1	72	0.252
12.5 HP, 400/690 V	44713-120	1	72	0.252



TECHNICAL FEATURES

Code	VOLTAGE (V)	Power		Dimensions (mm)								
		kW	HP	A	B	ØC	D	E	F	G	H	L
44706-120	230/400	2.9	4	375	255	90	405	470	330	200	535	820
44707-120	230/400	4	5.5	375	255	110	405	470	330	200	535	840
44708-120	230/400	5.5	7.5	375	255	110	405	470	330	200	535	840
44709-120	400/690											
44710-120	230/400	7.4	10	375	255	110	405	470	330	200	535	910
44711-120	400/690											
44712-120	230/400	9.2	12.5	375	255	110	405	470	330	200	535	955
44713-120	400/690											

PERFORMANCE CURVES



CENTRIFUGAL PUMPS

ASTRALPOOL 

COLORADO without prefilter



IE3 version: The same codes with suffix -320

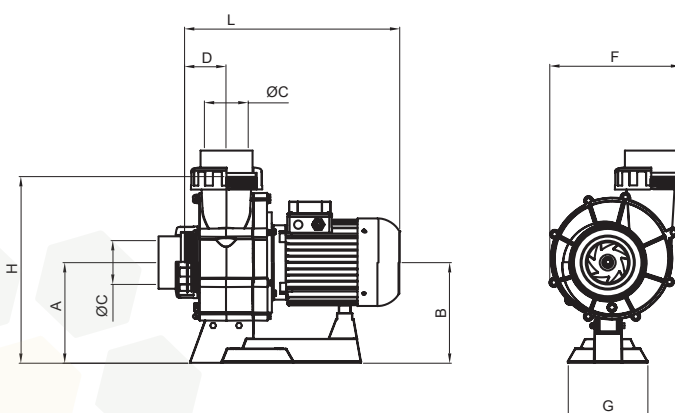
3000 rpm plastic centrifugal electric pumps with no prefilter for pools, perfect for large, low-pressure flow rates. Pump bodies manufactured in fibreglass-reinforced polypropylene. Plastic turbine. Stainless steel pump shaft. IE2 motors with 3000 rpm IP-55 protection at 230/400 V or 400/690 V and 50Hz. From 7.5 HP to 12.5 HP.

	Code	Standard Pack	Standard weight in kg	Standard volume in m ³
4 HP, 230/400 V	44714-120	1	39	0.166
4 HP, 230/400 V	44715-120	1	44	0.166
7.5 HP, 230/400 V	44716-120	1	50	0.166
7.5 HP, 400/690 V	44717-120	1	50	0.166
10 HP, 230/400 V	44718-120	1	61	0.166
10 HP, 400/690 V	44719-120	1	61	0.166
12.5 HP, 230/400 V	44720-120	1	65	0.166
12.5 HP, 400/690 V	44721-120	1	65	0.166

Possibility of placing orders with the following variations:

- bronze turbine
- stainless steel turbine (AISI 316-L).
- Viton mechanical seals.

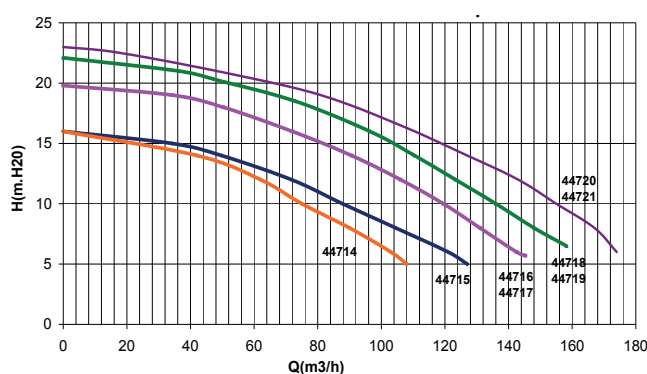
Available in power modes from 4 to 12.5 HP.



TECHNICAL FEATURES

Code	VOLTAGE (V)	Power		Dimensions (mm)							
		kW	HP	A	B	ØC	D	F	G	H	L
44714-120	230/400	2.9	4	255	255	90	105	330	200	470	510
44715-120	230/400	4	5.5	355	355	110	105	330	200	470	530
44716-120	230/400	5.5	7.5	255	255	110	105	330	200	470	530
44717-120	400/690										
44718-120	230/400	7.4	10	255	255	110	105	330	200	470	600
44719-120	400/690										
44720-120	230/400	9.2	12.5	255	255	110	105	330	200	470	645
44721-120	400/690										

PERFORMANCE CURVES



CENTRIFUGAL PUMPS

ASTRALPOOL

KIVU



Kivu Pump

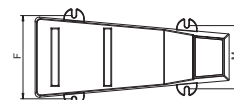
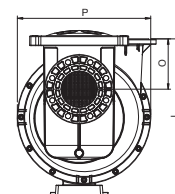
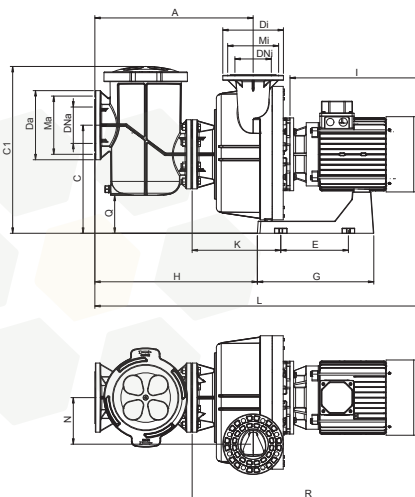
Kivu pump
Side view

Optional:
60 Hz pumps (code
XXXX-0810).

High performance plastic centrifugal pump for public pools that works at 1500 rpm.

- 3 power modes: 7.5 HP, 10 HP and 15 HP.
- Low sound level: as low as 66 dBA.
- Hydraulic efficiency without prefilter 85% (9906 ISO standard).
- High quality mechanical seal for salt water.
- IEC high efficiency motors (IE3).
- Standard motor shaft (compatibility with any pump manufacturer).
- Product with GS marking.
- Pump comes with pre-filter (in 2 packages: pump + prefilter).

	Code	Standard Pack	Standard weight in kg	Standard volume in m ³
Kivu 7.5 HP 230/400 V 50Hz + prefilter	56633	1	107.4	0.43
Kivu 7.5 HP 400/690 V 50Hz + prefilter	56634	1	107.4	0.43
Kivu 10 HP 230/400 V 50Hz + prefilter	56635	1	117.9	0.45
Kivu 10 HP 400/690 V 50Hz + prefilter	56637	1	117.9	0.45
Kivu 15 HP 230/400 V 50Hz + prefilter	56638	1	151.2	0.49
Kivu 15 HP 400/690 V 50Hz + prefilter	56639	1	151.2	0.49

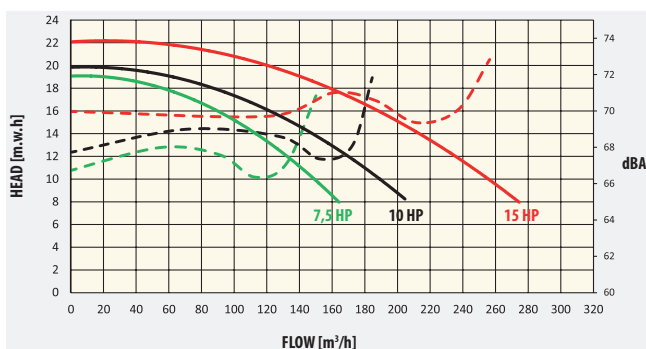


TECHNICAL FEATURES

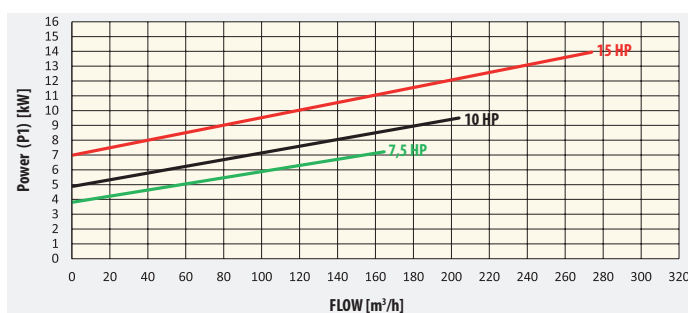
Code	Power	A	DA	DI	DNA	DNi	C	C1	E	F	G	H	I	J	K	L	M	N	O	P	Q	R	Ma	Mi
	HP	mm																						
56633 56634	7.5	653	285	250	150 - 6"	125 - 5"	446	688	279	206	290	540	410	653	141	1215	157	192	208	550	157	815	240	210
56635 56637	10	653	285	250	150 - 6"	125 - 5"	446	688	279	206	290	540	445	653	141	1250	157	192	208	550	157	850	240	210
56638 56639	15	653	285	250	150 - 6"	125 - 5"	446	688	279	206	290	670	510	653	271	1315	157	192	208	550	157	915	240	210

PERFORMANCE CURVES WITHOUT PREFILTER

Pressure/Flow rate



Power/Flow rate



CENTRIFUGAL PUMPS

ASTRALPOOL 

ARAL C-3000

Made in cast iron. Mechanical seal in stainless steel. IP-54 motor protection. AISI-316 stainless steel shaft. With stainless steel AISI-304 strainer basket and prefilter. 3000 rpm.

Connections PN 16 according to DIN 2501. Also available with bronze impeller.

	Code	Standard Pack	Standard weight in kg	Standard volume in m ³
Aral C-3000 3 HP	01193	1	71	0.162
Aral C-3000 4 HP	01195	1	74	0.162
Aral C-3000 5.5 HP DN 80-3"	01197	1	80	0.162
Aral C-3000 5.5 HP DN 100-4"	01199	1	89	0.197
Aral C-3000 7.5 HP	01201	1	113	0.197
Aral C-3000 10 HP	01203	1	115	0.197
Aral C-3000 12.5 HP	01205	1	115	0.197
Aral C-3000 15 HP	01207	1	121	0.197

Optional:
60 Hz pumps (code
XXXX-0810).

230 V valid for voltages
between 220 & 240 V
400 V valid for voltages
between 380 & 420 V
690 V valid for voltages
between 660 & 720 V

More technical
specifications on the
next page



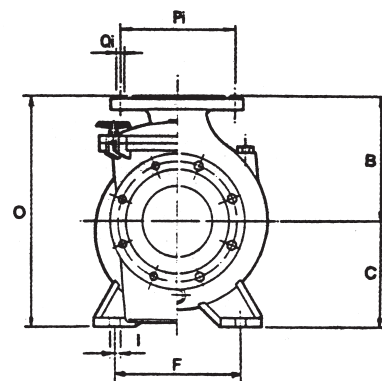
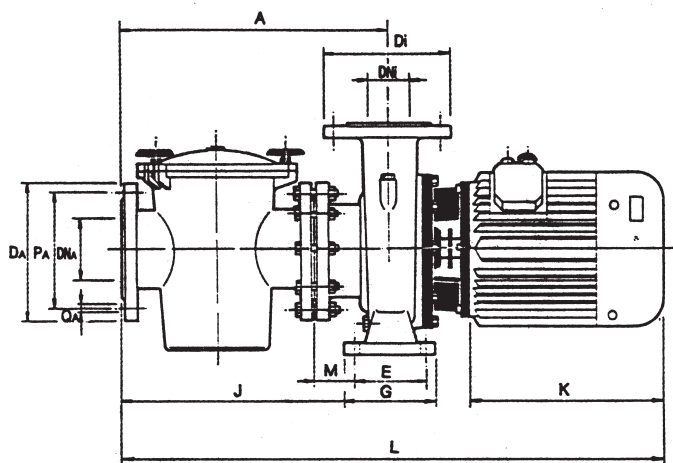
TECHNICAL FEATURES

Code	Power	Connection	Voltage	mwc									
				8	10	12	14	16	18	19	20	21	22
				m ³ /h									
01193	2.20 kW (3 HP)	DN 90-3"	230/400 V III	59	54	46	40	30	0				
01195	2.95 kW (4 HP)	DN 80-3"	400/690 V III	67	61	55	48	40	n/a	0			
01197	4.00 kW (5.5 HP)	DN 80-3"	400/690 V III	78	72	66	60	52	n/a	n/a	0		
01199	4.00 kW (5.5 HP)	DN 100-4"	400/690 V III	100	89	70	60	48	n/a	n/a	0		
01201	5.50 kW (7.5 HP)	DN 100-4"	400/690 V III	126	115	100	80	60	n/a	0			
01203	7.50 kW (10 HP)	DN 100-4"	400/690 V III	145	140	123	107	86	n/a	n/a	0		
01205	9.20 kW (12.5 HP)	DN 125-5"	400/690 V III	165	158	149	135	115	n/a	n/a	n/a	0	
01207	11.04 kW (15 HP)	DN 125-5"	400/690 V III	195	190	175	160	140	n/a	n/a	n/a	n/a	0

CENTRIFUGAL PUMPS

ARAL C-3000

TECHNICAL FEATURES



Code	Voltage V	Intensity		Power		Suction connection					Return connection				
		III 230 V	III 400 V	kW	HP	DA (mm)	DNA	PA (mm)	QA		Di (mm)	DNi	Pi (mm)	Qi	
									N°	Ø (mm)				N°	Ø (mm)
01193	230/400	9	5.2	2.20	3	200	80-3"	160	8	18	200	80-3"	160	8	18
01195	400/690	-	7	2.95	4	200	80-3"	160	8	18	200	80-3"	160	8	18
01197	400/690	-	9.1	4	5.5	200	80-3"	160	8	18	200	80-3"	160	8	18
01199	400/690	-	9.1	4	5.5	220	100-4"	180	8	18	220	100-4"	180	8	18
01201	400/690	-	11	5.5	7.5	220	100-4"	180	8	18	220	100-4"	180	8	18
01203	400/690	-	15	7.5	10	220	100-4"	180	8	18	220	100-4"	180	8	18
01205	400/690	-	22	9.2	12.5	250	125-5"	210	8	18	220	100-4"	210	8	18
01207	400/690	-	22.5	11.04	15	250	125-5"	210	8	18	250	125-5"	210	8	18

Code	Power		Dimensions (mm)											
	kW	HP	A	B	C	E	F	G	I	J	K	L	M	O
01193	2.20	3	485	180	160	70	212	100	14	435	245	888	65	340
01195	2.95	4	485	180	160	70	212	100	14	435	245	888	65	340
01197	4	5.5	485	180	160	70	212	100	14	435	273	920	65	340
01199	4	5.5	487	205	160	95	187	125	14	425	273	940	55	365
01201	5.5	7.5	487	205	160	95	187	125	14	425	315	976	55	365
01203	7.5	10	487	205	160	95	187	125	14	425	315	976	55	365
01205	9.2	12.5	487	205	160	95	187	125	14	425	355	1016	55	365
01207	11.04	15	517	233	181	95	187	125	14	455	355	1029	70	365

CENTRIFUGAL PUMPS

ASTRALPOOL



ARAL C-1500

Made in cast iron. Mechanical seal in stainless steel. IP-54 motor protection. Stainless steel AISI- 316 shaft. With stainless steel (AISI-304 11 L - AISI-316 37 L) strainer basket. Connections PN 16 according to DIN 2501. 1,450 rpm. Connections PN 16 according to DIN 2501.

Connections PN 16 according to DIN 2501.

Also available with bronze impeller.

	Code	Standard Pack	Standard weight in kg	Standard volume in m ³
Aral C-1500 4 HP	01210	1	115.0	0.195
Aral C-1500 5.5 HP DN 80-3"	01212	1	142.0	0.195
Aral C-1500 7.5 HP	01216	1	170.0	0.407
Aral C-1500 10 HP	01218	1	179.0	0.407
Aral C-1500 12.5 HP	01220	1	215.0	0.407
Aral C-1500 15 HP	01222	1	245.0	0.407
Aral C-1500 20 HP	01224	1	255.0	0.407
Aral C-1500 25 HP	01226	1	255.0	0.407

Optional:
60 Hz pumps (code
XXXX-0810).

400 V valid for voltages
between 380 & 420 V
690 V valid for voltages
between 660 & 720 V

More technical
specifications on the
next page



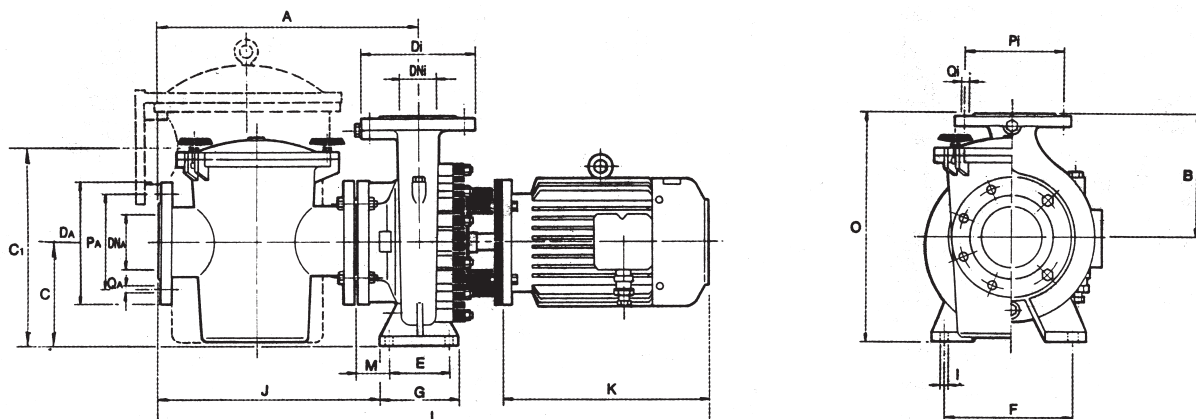
TECHNICAL FEATURES

Code	Power	Suction Connection	Connection Return	Voltage	mwc					
					10	12	14	16	18	20
					m ³ /h					
01210	3.00 kW (4 HP)	DN 80-3"	DN 65-2½"	400/690 V III	68	60	45	0	0	0
01212	4.00 kW (5.5 HP)	DN 80-3"	DN 65-2½"	400/690 V III	88	80	70	58	0	0
01216	5.50 kW (7.5 HP)	DN 100-4"	DN 80-3"	400/690 V III	115	101	87	70	0	0
01218	7.50 kW (10 HP)	DN 100-4"	DN 80-3"	400/690 V III	150	140	125	115	NA	0
01220	9.20 kW (12.5 HP)	DN 125-5"	DN 100-4"	400/690 V III	192	175	155	130	NA	0
01222	11 kW (15 HP)	DN 125-5"	DN 100-4"	400/690 V III	200	185	165	145	125	95
01224	15.00 kW (20 HP)	DN 150-6"	DN 125-5"	400/690 V III	240	210	180	145	105	0
01226	18.40 kW (25 HP)	DN 150-6"	DN 125-5"	400/690 V III	275	258	234	202	169	120

CENTRIFUGAL PUMPS

ARAL C-1500

TECHNICAL FEATURES



Code	Voltage V	Intensity		Power		Suction connection					Return connection				
		III 230 V	III 400 V	kW	HP	DA (mm)	DNA	PA (mm)	QA		Di (mm)	DNi	Pi (mm)	Qi	
									N°	Ø (mm)				N°	Ø (mm)
01210	400/690	-	7	3	4	200	80-3"	160	8	18	185	65-2½"	145	4	18
01212	400/690	-	9.7	4	5.5	200	80-3"	160	8	18	185	65-2½"	145	4	18
01216	400/690	-	12.3	5.5	7.5	220	100-4"	180	8	18	200	80-3"	160	8	18
01218	400/690	-	16.4	7.5	10	220	100-4"	180	8	18	200	80-3"	160	8	18
01220	400/690	-	19	9.20	12.5	250	125-5"	210	8	18	220	100-4"	180	8	18
01222	400/690	-	24	11	15	250	125-5"	210	8	18	220	100-4"	180	8	18
01224	400/690	-	32	15	20	285	150-6"	240	8	22	250	125-5"	210	8	18
*01226	400/690	-	36	18.40	25	285	150-6"	240	8	22	250	125-5"	210	8	18

Code	Power		Dimensions (mm)												
	kW	HP	A	B	C	C1	E	F	G	I	J	K	L	M	O
01210	2.95	4	482	225	180	-	95	250	125	14	419	310	880	50	405
01212	4	5.5	484	253	196	-	120	280	162	18	403	333	967	34	449
01216	5.5	7.5	514	282	193	-	120	315	162	18	433	410	1072	69	486
01218	7.5	10	514	282	193	-	120	315	162	18	433	450	1112	69	486
01220	9.20	12.5	522	280	224	-	120	315	162	18	441	450	1128	77	504
01222	11	15	522	280	224	-	120	315	162	18	441	490	1188	77	504
01224	*15	20	747	356	255	507	120	315	158	18	668	520	1438	87	611
01226	*18.40	25	747	356	255	507	120	315	158	18	668	555	1473	87	611

*With strainer 37 l

STRAINERS



STRAINER in polypropylene and fibreglass

ASTRALPOOL

Flanges drilled according to DIN-2501 Standard. Supplied with 3 piece coupling at the inlet. 8 litre capacity.
Inlet size: Ø 90 mm and outlet Ø 110 mm.

	Code	Standard Pack	Standard weight in kg	Standard volume in m ³
Strainer	09879	1	8.4	0.098



STRAINER in polyester and fibreglass 33 l capacity

ASTRALPOOL

Flanges drilled according to DIN-2501 Standard. Hoop type clamp. Drain plug. Maximum working pressure: 1.5 bar.

	Code	Standard Pack	Standard weight in kg	Standard volume in m ³
33 l Capacity				
Connections Ø 90 mm, 37 m ³ /h	04656	1	27	0.180
Connections Ø 110 mm, 55 m ³ /h	04657	1	27	0.180
Connections Ø 125 mm, 72 m ³ /h	04658	1	27	0.180
Connections Ø 140 mm, 90 m ³ /h	04659	1	27	0.180



STRAINER in polyester and fibreglass 60 l capacity

ASTRALPOOL

Flanges drilled according to DIN-2501 Standard. Hoop type clamp. Drain plug. Maximum working pressure: 1.5 bar.

	Code	Standard Pack	Standard weight in kg	Standard volume in m ³
60 l Capacity				
Connections Ø 160 mm, 118 m ³ /h	10886	1	39	0.357
Connections Ø 200 mm, 184 m ³ /h	10887	1	39	0.357
Connections Ø 225 mm, 233 m ³ /h	10888	1	39	0.357

STRAINERS



STRAINER in polyester and fibreglass with sight glass lid 33 l capacity

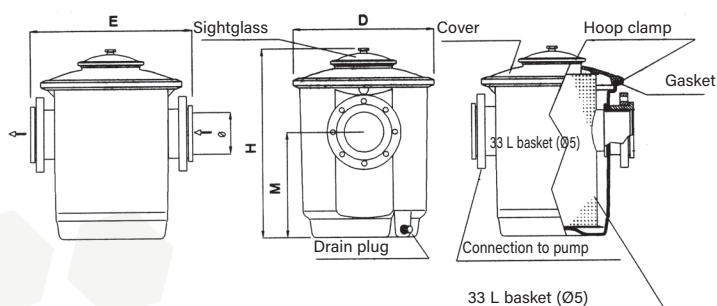


Flanges drilled according to DIN-2501 Standard. Hoop type clamp. Drain plug. Maximum working pressure: 1.5 bar.

	Code	Standard Pack	Standard weight in kg	Standard volume in m ³
33 l Capacity				
Connections Ø 90 mm, 37 m ³ /h	15644	1	27	0.180
Connections Ø 110 mm, 55 m ³ /h	15645	1	27	0.180
Connections Ø 125 mm, 72 m ³ /h	15646	1	27	0.180
Connections Ø 140 mm, 90 m ³ /h	15647	1	27	0.180
Strainer 3", 37 m ³ /h	15648	1	27	0.180
Strainer 4", 55 m ³ /h	15649	1	27	0.180

TECHNICAL FEATURES

Code	15644	15645	15646	15647	15648	15649
H	635	635	635	635	635	635
D	475	475	475	475	475	475
M	353	353	353	353	353	353
Ø	90	110	125	140	3"	4"
E	500	516	532	546	500	516

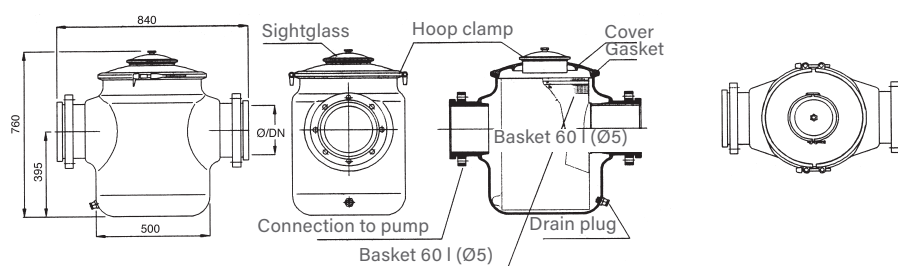


STRAINER in polyester and fibreglass with sight glass lid 60 l capacity



Flanges drilled as per DIN-2501 Standard. Hoop type clamp. Drain plug. Maximum working pressure: 1.5 bar.

	Code	Standard Pack	Standard weight in kg	Standard volume in m ³
60 l Capacity				
Connections Ø 160 mm, 118 m ³ /h	15650	1	39	0.357
Connections Ø 200 mm, 174 m ³ /h	15651	1	39	0.357
Connections Ø 225 mm, 233 m ³ /h	15652	1	39	0.357
Strainer 6", 118 m ³ /h	15653	1	39	0.357
Strainer 8", 233 m ³ /h	15654	1	39	0.357



STRAINERS

KIVU STRAINERS

ASTRALPOOL 

Flanges drilled to standard DIN-2501. Quick closing lid. Polypropylene basket. Drain plug. Maximum working pressure 1.5 bar.



	Code	Standard Pack	Standard weight in kg	Standard volume in m ³
25 l Capacity				
6" Connections DN 150	56733	1	9.9	0.08

ASTRAMAX STRAINERS

ASTRALPOOL 

Strainer for Astramax pump. Body in ABS and fibreglass. With transparent lid and anti-corrosive strainer basket. Suction 2¼" male thread. Connection to pump 2¾" female thread.



	Code	Standard Pack	Standard weight in kg	Standard volume in m ³
Strainer Astramax pump	16104	1	1.5	0.017

ARAL STRAINERS

ASTRALPOOL 

Housing and cover in cast iron. AISI-304 Stainless Steel Strainer basket. Flange connection are manufactured in accordance with DIN-2501 Standard. Maximum working pressure 2.5 bar.



Aral 11 l



Aral 37 l



	Code	Standard Pack	Standard weight in kg	Standard volume in m ³
11 l Capacity				
Flanges DN 65 (2½") DN 65 (2½")	20026	1	35	0.051
Flanges DN 80 (3") DN 80 (3")	20028	1	35	0.051
Flanges DN 100 (4") DN 100 (4")	20029	1	35	0.051
Flanges DN 125 (5") DN 125 (5")	20030	1	35	0.051
Flanges DN 80 (3") DN 65 (2½")	20031	1	35	0.051
Flanges DN100 (4") DN 80 (3")	20032	1	35	0.051
Flanges DN 125 (5") DN 100 (4")	20033	1	35	0.051
37 l Capacity				
Flanges DN 150 (6") DN 150 (6")	01268	1	129	0.319

STRAINERS

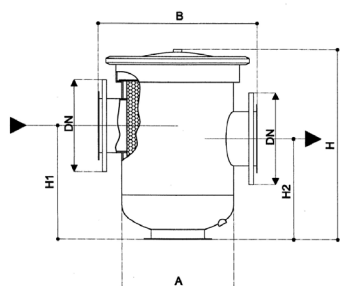
STRAINERS IN STAINLESS STEEL

ASTRALPOOL

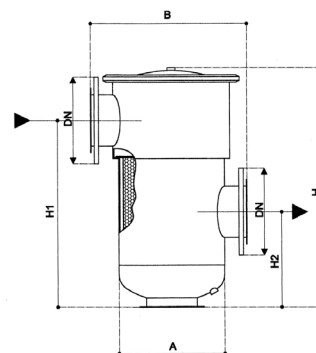


With removable basket. Housing in AISI-304 and strainer basket in AISI-316. Models come in varying diameters to suit pump suctions (impeller protection). Rough straining for different installations.

	Code	Standard Pack	Standard weight in kg	Standard volume in m ³
S.S. strainer DN 100 with PVC flange	21461	1	17.6	0.06
S.S. strainer DN 100 TF with PVC flange	21462	1	21.6	0.09
S.S. strainer DN 125 with PVC flange	21463	1	19.0	0.06
S.S. strainer DN 125 TF with PVC flange	21464	1	23.0	0.09
S.S. strainer DN 150 with PVC flange	21465	1	24.8	0.08
S.S. strainer DN 150 TF with PVC flange	21466	1	31.0	0.13
S.S. strainer DN 200 with PVC flange	21467	1	25.4	0.08
S.S. strainer DN 200 TF with PVC flange	21468	1	31.6	0.13



STANDARD model



TF model

TECHNICAL FEATURES


Code	Diameter		Pressure (bar)	External volume					Material	Interior basket			Total weight
	Input connection	Relief		Dimensions (mm)						Dimensions (mm)			
				A	B	H	H1	H2		Ø	H	Perforation	
21461	DN 100	½"	3	292	410	520	294	254	AISI 316	270	350	6 mm	17.6
21462	DN 100	½"	3	292	425	735	593	308	AISI 316	270	415	6 mm	21.6
21463	DN 125	½"	3	292	410	520	294	254	AISI 316	270	350	6 mm	19.0
21464	DN 125	½"	3	292	425	735	593	308	AISI 316	270	415	6 mm	23.0
21465	DN 150	½"	3	350	450	520	294	254	AISI 316	320	350	6 mm	24.8
21466	DN 150	½"	3	350	470	775	595	295	AISI 316	320	415	6 mm	31.0
21467	DN 200	½"	3	350	450	520	294	254	AISI 316	320	350	6 mm	25.4
21468	DN 200	½"	3	350	470	775	595	295	AISI 316	320	415	6 mm	31.6

VALVES AND HOSES

ASTRALPOOL 

CHECK VALVES

Nominal pressure 10 kg/cm². Mounted between flanges. Available in PN 16 and PN 25 under special order.



	Code	Standard Pack	Standard weight in kg	Standard volume in m ³
Outlets Ø 50 mm	20239	1	-	-
Outlets Ø 65 mm	20240	1	-	-
Outlets Ø 80 mm	20241	1	-	-
Outlets Ø 100 mm	20242	1	-	-
Outlets Ø 125 mm	20243	1	-	-
Outlets Ø 150 mm	20244	1	-	-
Outlets Ø 200 mm	20245	1	-	-
Outlets Ø 250 mm	20246	1	-	-

VIBRATION ABSORBENT BRUSHING

ASTRALPOOL 

Flanges in galvanized steel. Elastic material: Polychloroprene. Maximum temperature: 95° C. Nominal pressure: 10 kg/cm² (PN/10).



	Code	Standard Pack	Standard weight in kg	Standard volume in m ³
Outlets Ø 50 mm	20231	1	-	-
Outlets Ø 65 mm	20232	1	-	-
Outlets Ø 80 mm	20233	1	-	-
Outlets Ø 100 mm	20234	1	-	-
Outlets Ø 125 mm	20235	1	-	-
Outlets Ø 150 mm	20236	1	-	-
Outlets Ø 200 mm	20237	1	-	-
Outlets Ø 250 mm	20238	1	-	-



AIR BLOWERS

Air pump designed for spas, baths, hydromassage installations and similar which produces a constant stream of air bubbles at medium and high air volume levels. It can also be used to stir up the filter bed, for example in back wash cycles where a low intensity air current is required.

The filter casing and impeller are made from an injected aluminium alloy whilst the motor spindle is manufactured from stainless steel, with the impeller dynamically balanced and directly adapted to the spindle. The motors, single phase or 3 phase for continuous use, are made from steel in compliance with CEI 2/3 1988 regulations, and feature IP54 external protection and class-F insulation. The standard voltages are 100-120/200-240V for the monophase range and 200-240/380-440V for the triphase models, at 50/60Hz. The pumps can be mounted horizontally or vertically. Moreover, since there is no contact between the mobile parts and the pump static discharges, neither lubrication nor maintenance is necessary and it does not cause wear on the parts.

The turbines have a maximum working temperature of 40°C. Do not use in conjunction with aggressive, inflammable or explosive gases.

TECHNICAL FEATURES

Model	Code	Frequency (Hz)	Voltage (V)	Phase	Flow rate (m ³ /h)	Max. Pressure (mbar)	Standard Weight kg	Standard Volume m ³
Blower 0.4 kW	33970-2450	50	Δ 200-240 Y 345-415	3	80	130	10	0.045
Blower 0.5 kW		60	Δ 220-275 Y 380-480	3	98	170		
Blower 0.85 kW	35388-2450	50	200-240	1	145	160	17	0.059
Blower 0.95 kW		60	200-240	1	175	160		
Blower 0.85 kW	35387-2450	50	Δ 200-240 Y 345-415	3	145	160	16	0.045
Blower 0.95 kW		60	Δ 220-275 Y 380-480	3	175	160		
Blower 1.3 kW	31090-2450	50	200-240	1	210	170	23	0.059
Blower 1.5 kW		60	200-240	1	255	140		
Blower 1.3 kW	31091-2450	50	Δ 200-240 Y 345-415	3	210	170	22	0.059
Blower 1.5 kW		60	Δ 220-275 Y 380-480	3	255	140		
Blower 1.5 kW	33971-2450	50	200-240	1	210	220	24	0.064
Blower 1.75 kW		60	200-240	1	255	220		
Blower 1.6 kW	31092-2450	50	Δ 200-240 Y 345-415	3	210	220	23	0.064
Blower 2.1 kW		60	Δ 220-275 Y 380-480	3	255	220		
Blower 1.6 kW 2V	35389-2450	50	Δ 200-240 Y 345-415	3	150	300	25	0.087
Blower 2.06 kW 2V		60	Δ 220-275 Y 380-480	3	180	310		
Blower 2.2 kW	31093-2450	50	Δ 200-240 Y 345-415	3	318	230	30	0.097
Blower 2.55 kW		60	Δ 220-275 Y 380-480	3	376	220		
Blower 3.0 kW 2V	31094-2450	50	Δ 200-240 Y 345-415	3	230	410	40	0.126
Blower 3.45 kW 2V		60	Δ 220-275 Y 380-480	3	275	400		
Blower 3.0 kW	31095-2450	50	Δ 200-240 Y 345-415	3	318	280	36	0.097
Blower 3.45 kW		60	Δ 220-275 Y 380-480	3	376	280		
Blower 4.3 kW 2V	31096-2450	50	Δ 345-415 Y 600-720	3	520	600	54	0.217
Blower 4.8 kW 2V		60	Δ 380-480 Y 660-720	3	385	320		
Blower 5.5 kW	31097-2450	50	Δ 345-415 Y 600-720	3	530	320	63	0.16
Blower 6.3 kW		60	Δ 380-480 Y 660-720	3	620	340		
Blower 5.5 kW 2V	33972-2450	50	Δ 345-415 Y 600-720	3	320	515	66	0.201
Blower 6.3 kW 2V		60	Δ 380-480 Y 660-720	3	385	530		
Blower 7.5 kW	31098-2450	50	Δ 345-415 Y 600-720	3	530	400	66	0.16
Blower 8.6 kW		60	Δ 380-480 Y 660-720	3	620	400		
Blower 11 kW 2V	33973-2450	50	Δ 345-415 Y 600-720	3	520	600	104	0.353
Blower 12.6 kW 2V		60	Δ 380-480 Y 660-720	3	620	600		
Blower 12.5 kW	33974-2450	50	Δ 345-415 Y 600-720	3	1050	270	116	0.353
Blower 14.5 kW		60	Δ 380-480 Y 660-720	3	1250	260		